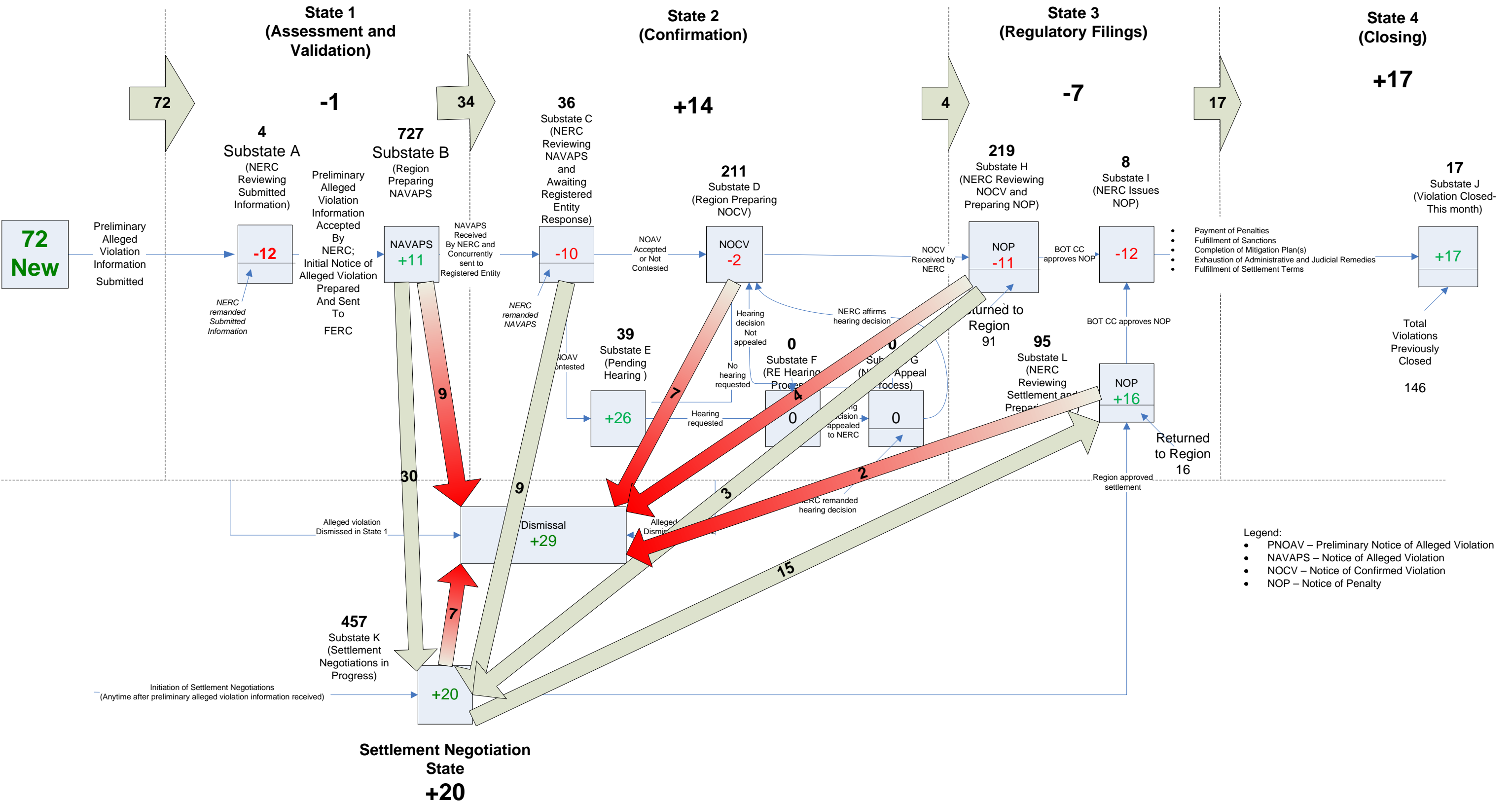


Violation Process States and Underlying Process Sub states

Snapshot comparison between June 1, 2009 and June 30, 2009



Violation Process State Summary Table — Active FERC Enforceable Alleged Violations

Below is a breakdown, as of June 30, 2009, of the Compliance Monitoring and Enforcement Program (CMEP) Violation “state” summary for the 1813 active violations.

Region	State 1 (Assessment and Validation)		State 2 (Confirmation)					Settlement	State 3 (Regulatory Filings)			State 4 (Closing)	Total
	Substate A (NERC Reviewing)	Substate B (Region Preparing NAVAP)	Substate C (NERC Reviewing NAVAP and awaiting RE Response)	Substate D (Region Preparing NOCV)	Substate E (Pending Hearing)	Substate F (RE Hearing Process)	Substate G (NERC Appeal Process)	Substate K (Settlement Negotiations)	Substate H (NERC Reviewing NOCV)	Substate L (NERC Reviewing Settlement Agreement)	Substate I (NERC Issues NOP)	Substate J (Violation Closes)	
FRCC	3	13	0	0	0	0	0	104	48	0	0	0	168
MRO	0	12	1	0	0	0	0	13	10	3	6	15	60
NPCC	0	7	0	0	0	0	0	27	4	14	0	0	52
RFC	0	51	0	0	0	0	0	62	12	7	0	1	133
SERC	0	50	0	0	0	0	0	68	6	30	1	1	156
SPP	0	21	0	3	0	0	0	12	41	1	0	0	78
TRE	0	22	1	0	0	0	0	13	5	5	1	0	47
WECC	1	545	34	208	39	0	0	158	93	35	0	0	1113
NCEA	0	6	0	0	0	0	0	0	0	0	0	0	6
TOTAL	4	727	36	211	39	0	0	457	219	95	8	17	1813
Percentage of Total	0.22%	40.10%	1.99%	11.64%	2.15%	0.00%	0.00%	25.21%	12.08%	5.24%	0.44%	0.94%	
State Totals	731		286					457	322			17	

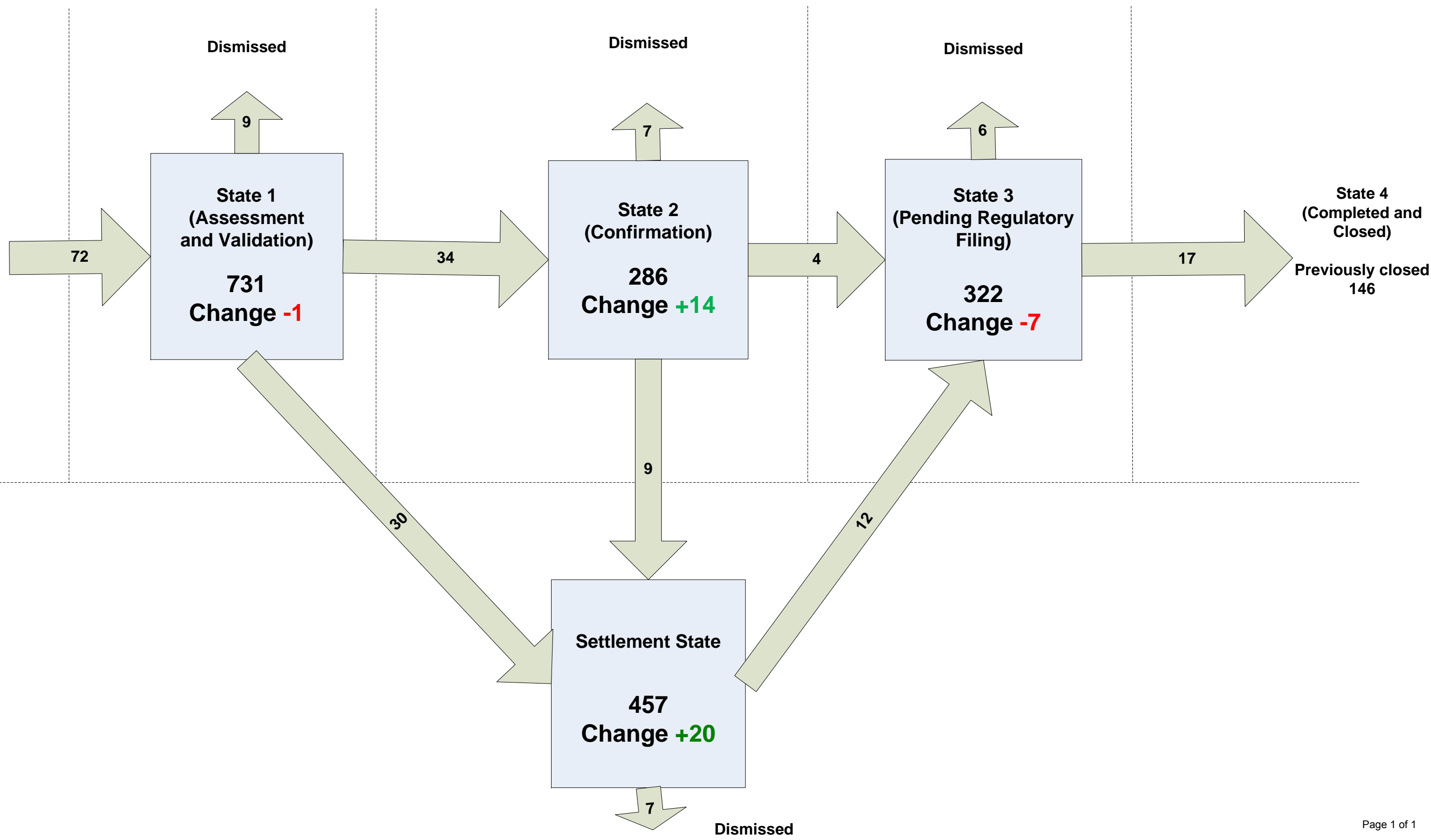
Definitions

- Substate A = Preliminary Notice of Alleged violation information has been received from the Region but no Initial Notice has been issued to FERC.
- Substate B = NERC is awaiting receipt of Notice of Alleged Violation Proposed Penalty or Sanction from the Region.
- Substate C = NERC has received Notice of Alleged Violation Proposed Penalty or Sanction and is awaiting acceptance, auto acceptance or contest.
- Substate D = Region received acceptance letter from Registered Entity, or 30 day clock expired and violation is Auto Accepted and is now Confirmed.
- Substate E = Region has received letter contesting violation from Registered Entity.
- Substate F = Region has received request for Hearing from Registered Entity.
- Substate G = NERC has received request for Appeal from Registered Entity.
- Substate H = NERC has received a Notice of Confirmed Violation from the Region.
- Substate I = Violation is Confirmed/Settled and a Notice of Penalty has been issued by NERC to Registered Entity and submitted to FERC.
- Substate J = Payment of Penalties, Fulfillment of Sanctions, Completion of Mitigation Plan, Exhaustion of Administrative and Judicial Remedies, and Fulfillment of Settlement terms have all been met and violation is closed.
- Substate K = Settlement negotiations are in progress.
- Substate L = NERC has received a Settlement Agreement from the Region.

* Includes new violations received through 6/30/2009.
Report Date: 7/1/2009

Violation Process States

Snapshot comparison between June 1, 2009 and June 30, 2009



Pending Violations Summary by Process Steps FERC Enforceable Alleged Violations Summarized by State

Below is a breakdown, as of June 30, 2009, of the Compliance Monitoring and Enforcement Program (CMEP) Violation Process Steps summarized by State for the 1959 FERC enforceable violations.

	Assessment and Validation	Confirmation	Settlement	Pending Regulatory Filing	Completed and Closed		
Region						Total	% Closed to Total
FRCC	16	0	104	48	2	170	1%
MRO	12	1	13	19	25	70	36%
NPCC	7	0	27	18	13	65	20%
RFC	51	0	62	19	2	134	1%
SERC	50	0	68	37	94	249	38%
SPP	21	3	12	42	5	83	6%
TRE	22	1	13	11	22	69	32%
WECC	546	281	158	128	0	1113	0%
NCEA	6	0	0	0	0	6	0%
TOTAL	731	286	457	322	163	1959	8%

* Includes new violations received through 6/30/2009.

Report Date: 7/1/2009

Summary of all Post June 18th Alleged Violations by Region

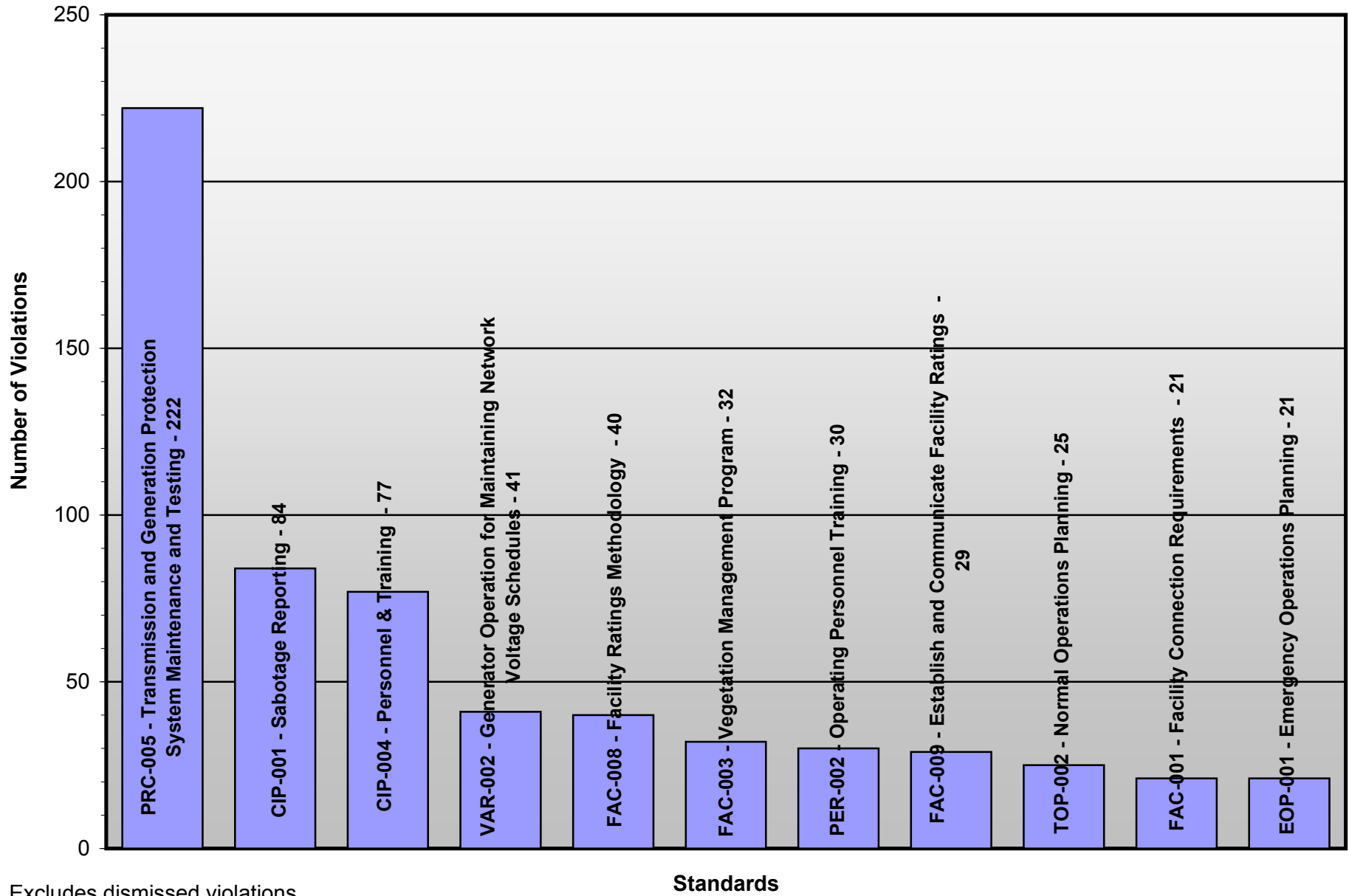
Below is a breakdown, as of June 30, 2009 of the Compliance Monitoring and Enforcement (CMEP) alleged violation summary for all 2836 violations.

	Dismissed	Previously Closed	Newly Closed	FERC Enforceable			Total Canadian Violations	Total
				Total	Normalized by Registered Entity	% Non-Document Related		
FRCC	20	2	0	168	2.40	55%	0	190
MRO	23	10	15	45	0.38	51%	6	99
NPCC	9	13	0	52	0.19	29%	5	79
RFC	17	1	1	132	0.37	66%	0	151
SERC	43	93	1	155	0.69	53%	0	292
SPP	1	5	0	78	0.68	72%	0	84
TRE	4	22	0	47	0.21	83%	0	73
WECC	747	0	0	1113	2.39	54%	2	1862
NCEA	0	0	0	6	2.00	67%	0	6
TOTAL	864	146	17	1796	0.98	56%	13	2836

Includes new violations received through 6/30/2009.

Report Date: 7/1/2009

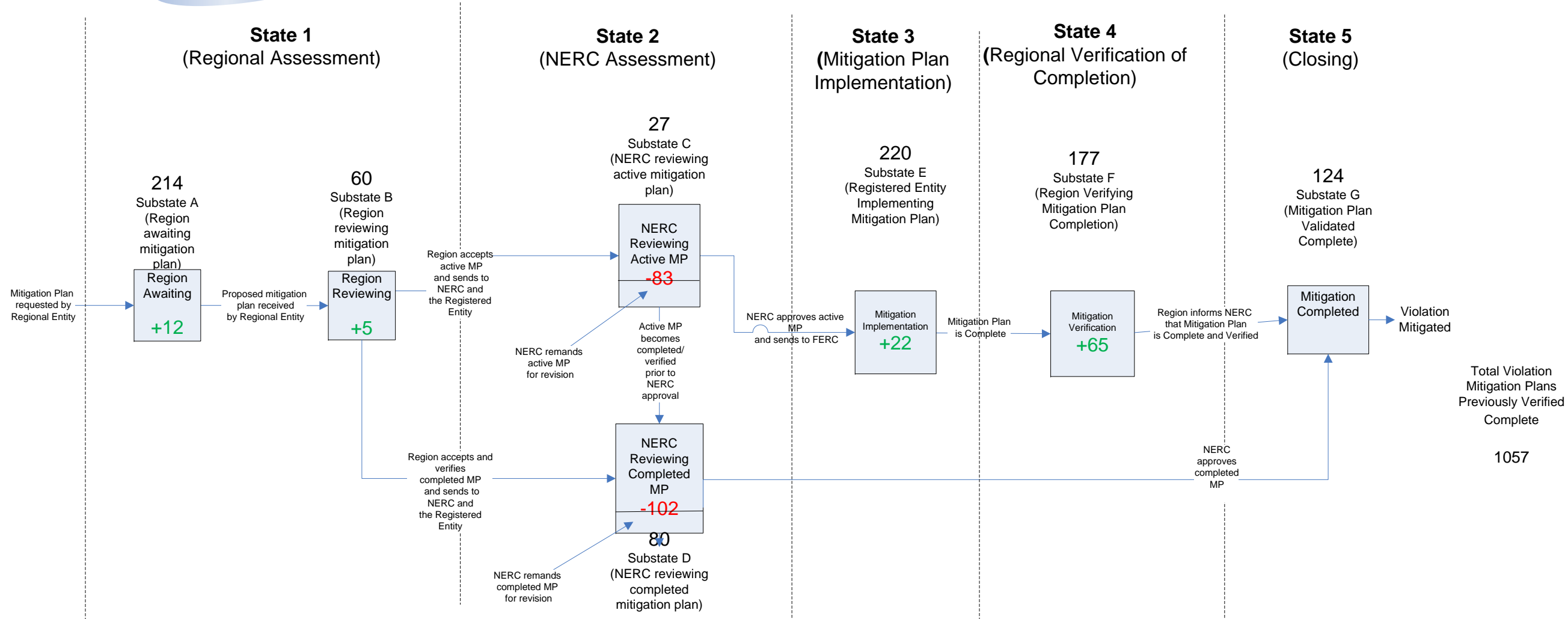
**Top 11 FERC Enforceable Standards
(Submit Dates: 7/1/2008 thru 6/30/2009)**



Excludes dismissed violations.

Mitigation Process States and Underlying Process Substates

Snapshot comparison between June 1, 2009 and June 30, 2009



Mitigation Plans Process State Table — Active FERC Enforceable Alleged Violations

Below is a breakdown, as of June 30, 2009, of the Compliance Monitoring and Enforcement Program (CMEP) Mitigation Plan “state” summary for the 902 active violations.

Region	State 1 (Regional Assessment)		State 2 (NERC Assessment)			State 3 (Mitigation Plan Implementation)	State 4 (Regional Verification of Completion)	State 5 (Closing)	Total
	Substate A	Substate B	Substate C		Substate D	Substate E	Substate F	Substate G	
	Region Awaiting	Region Reviewing	Accepted MP Not Received from Region	NERC Reviewing Active MP	NERC Reviewing Completed MP	Registered Entity Implementation	Regional Verification of MP Completion	Mitigation Plan Validated Complete	
FRCC	14	2	2	5	3	16	30	7	79
MRO	15	2	0	0	2	1	1	1	22
NPCC	7	19	0	0	1	0	13	0	40
RFC	36	0	0	0	0	19	54	0	109
SERC	47	2	0	0	2	4	11	0	66
SPP	14	0	0	3	0	31	0	0	48
TRE	24	0	0	2	0	5	1	0	32
WECC	54	32	0	15	72	144	67	116	500
NCEA	3	3	0	0	0	0	0	0	6
TOTAL	214	60	2	25	80	220	177	124	902
State Totals	274		107			220	177	124	

Definitions

Substate A = Region is still awaiting receipt of mitigation plan from Registered Entity.

Substate B = Region has received mitigation plan and is reviewing.

Substate C = NERC has received mitigation plan and is reviewing. Also includes any mitigation plans not yet received by NERC.

Substate D = Mitigation plan has been verified completed by the Region but is still awaiting approval by NERC.

Substate E = Mitigation plan has been approved by NERC, and sent to FERC, but has not been completed.

Substate F = Mitigation Plan has been completed per Registered Entity but is being verified by the Region.

Substate G = Mitigation plan has been verified completed by Region, has been approved by NERC, and sent to FERC.

- Includes Mitigation Plans received through 6/30/2009.
- Mitigation information reported at the violation level.

Report Date: 7/1/2009

Mitigation Plan Summary of Pre-June 18th Violations

Below is a breakdown of the remaining unmitigated pre-June 18th violations occurring between January 2006 and June 17, 2007, by Region, updated as of June 30, 2009.

	2007 Unmitigated			All Years	
	Alleged	Target Date Past	Total 2007	Total Unmitigated	Under Verification
FRCC	0	1	1	1	5
MRO	0	0	0	0	0
NPCC	0	0	0	0	0
RFC	0	0	0	0	0
SERC	0	0	0	0	0
SPP	0	0	0	0	0
TRE	0	0	0	0	0
WECC	0	16	19	19	3
TOTAL	0	17	20	20	8

Definitions

Target Date Passed = Violations that are listed as “In Progress” or “To be determined” per the region’s linear spreadsheet that have an Estimated Mitigation Completion Date which has passed.

Report Date: 7/2/2009

Progress with Pre-June 18th Violation Mitigation Plans

