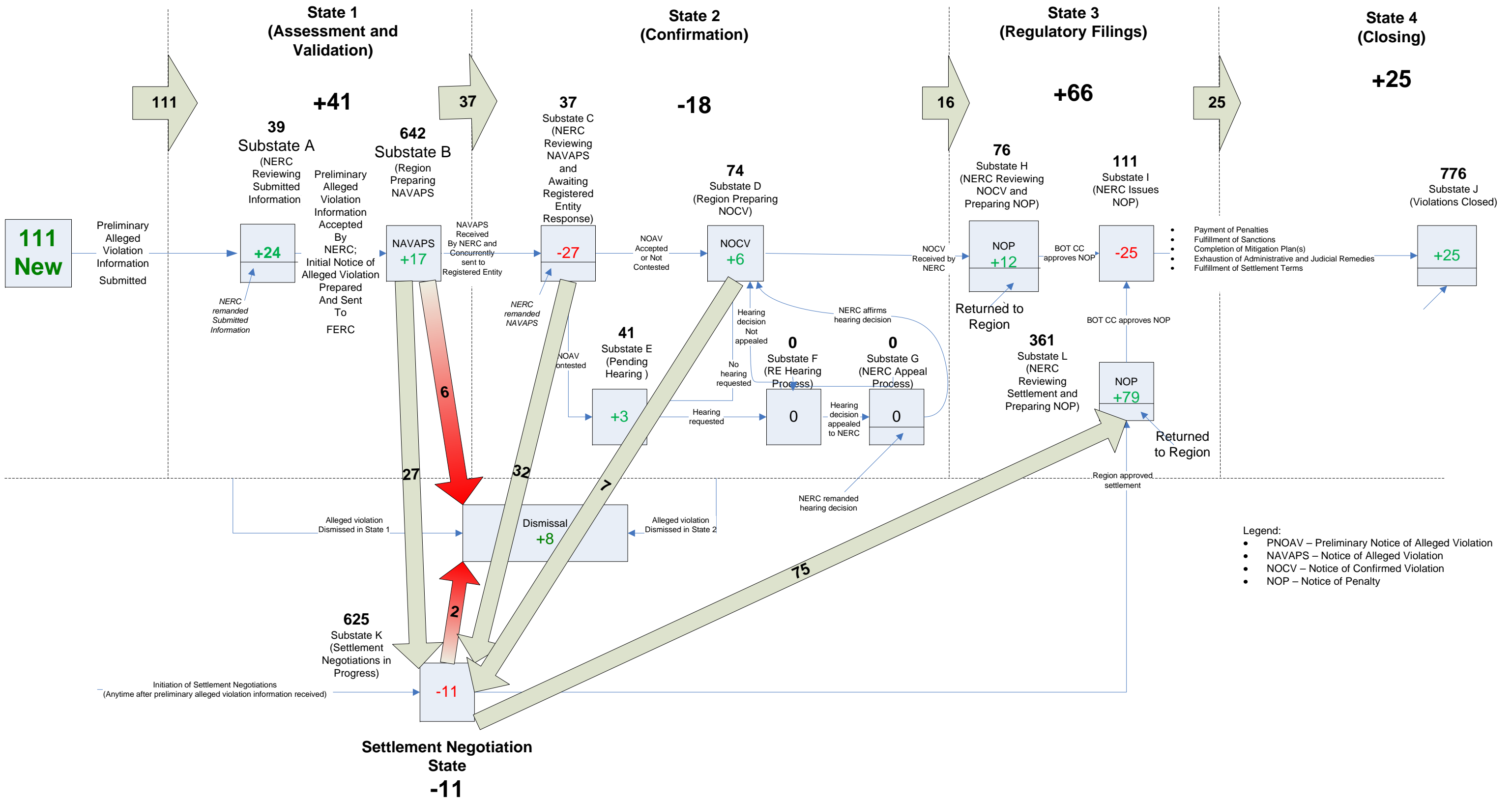


Violation Process States and Underlying Process Sub states

Snapshot comparison between January 1, 2010 and January 31, 2010



Violation Process State Summary Table — Active FERC Enforceable Alleged Violations

Below is a breakdown, as of January 31, 2010 of the Compliance Monitoring and Enforcement Program (CMEP) Violation “state” summary for the 2782 active violations.

Region (New)	State 1 (Assessment and Validation)		State 2 (Confirmation)					Settlement	State 3 (Regulatory Filings)			State 4 (Closed)	Total
	Substate A (NERC Reviewing)	Substate B (Region Preparing NAVAP)	Substate C (NERC Reviewing NAVAP and awaiting RE Response)	Substate D (Region Preparing NOCV)	Substate E (Pending Hearing)	Substate F (RE Hearing Process)	Substate G (NERC Appeal Process)	Substate K (Settlement Negotiations)	Substate H (NERC Reviewing NOCV)	Substate L (NERC Reviewing Settlement Agreement)	Substate I (NERC Issues NOP)	Substate J (Violation Closed)	
FRCC (7)	1	49	0	0	0	0	0	156	0	2	9	57	274
MRO	0	32	0	0	1	0	0	15	3	6	1	43	101
NPCC (16)	0	26	7	2	0	0	0	32	0	12	12	17	108
RFC (9)	9	77	0	0	0	0	0	18	0	38	35	40	217
SERC (11)	4	156	0	0	0	0	0	40	0	61	19	112	392
SPP (14)	7	80	0	3	4	0	0	60	26	4	0	18	202
TRE	0	12	0	2	0	0	0	17	5	1	2	25	64
WECC (34)	2	179	30	67	36	0	0	287	42	237	33	464	1377
NERC (20)	16	31	0	0	0	0	0	0	0	0	0	0	47
TOTAL (111)	39	642	37	74	41	0	0	625	76	361	111	776	2782
Percentage of Total	1.40%	23.08%	1.33%	2.66%	1.47%	0.00%	0.00%	22.47%	2.73%	12.98%	3.99%	27.89%	
State Totals	681		152					625	548			776	

Definitions

Substate A = Preliminary Notice of Alleged violation information has been received from the Region but no Initial Notice has been issued to FERC.

Substate B = NERC is awaiting receipt of Notice of Alleged Violation Proposed Penalty or Sanction from the Region.

Substate C = NERC has received Notice of Alleged Violation Proposed Penalty or Sanction and is awaiting acceptance, auto acceptance or contest.

Substate D = Region received acceptance letter from Registered Entity, or 30 day clock expired and violation is Auto Accepted and is now Confirmed.

Substate E = Region has received letter contesting violation from Registered Entity.

Substate F = Region has received request for Hearing from Registered Entity.

Substate G = NERC has received request for Appeal from Registered Entity.

Substate H = NERC has received a Notice of Confirmed Violation from the Region.

Substate I = Violation is Confirmed/Settled and a Notice of Penalty has been issued by NERC to Registered Entity and submitted to FERC.

Substate J = Payment of Penalties, Fulfillment of Sanctions, Completion of Mitigation Plan, Exhaustion of Administrative and Judicial Remedies, and Fulfillment of Settlement terms have all been met and violation is closed.

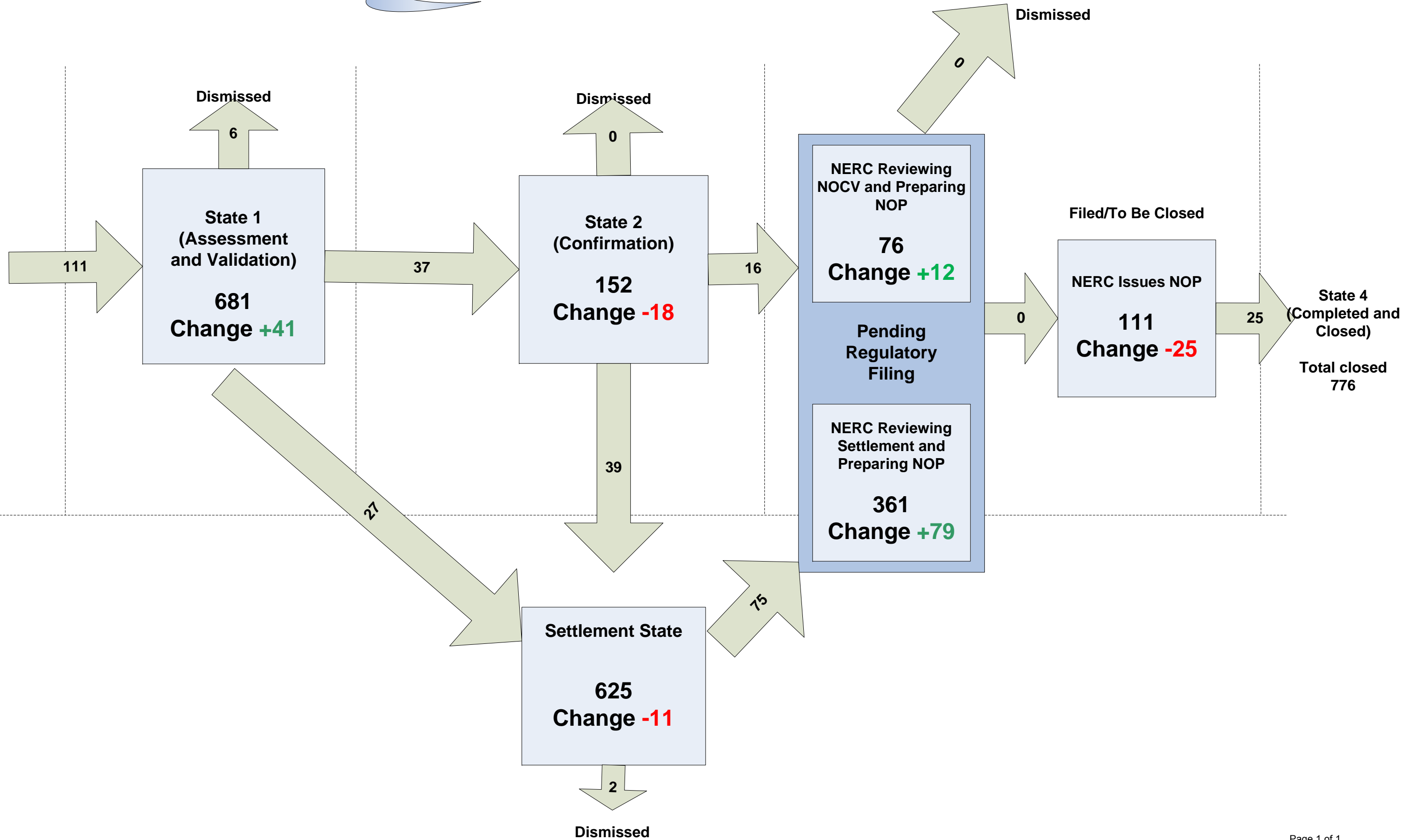
Substate K = Settlement negotiations are in progress.

Substate L = NERC has received a Settlement Agreement from the Region.

* Includes new violations received through 1/31/2010.

Violation Process States

Snapshot comparison between January 1, 2010 and January 31, 2010



Pending Violations Summary by Process Steps FERC Enforceable Alleged Violations Summarized by State

Below is a breakdown, as of January 31, 2010, of the Compliance Monitoring and Enforcement Program (CMEP) Violation Process Steps summarized by State for the 2782 FERC enforceable violations.

	Assessment and Validation	Confirmation	Settlement	Pending Regulatory Filing	Completed and Closed	
Region						Total
FRCC	50	0	156	11	57	274
MRO	32	1	15	10	43	101
NPCC	26	9	32	24	17	108
RFC	86	0	18	73	40	217
SERC	160	0	40	80	112	392
SPP	87	7	60	30	18	202
TRE	12	2	17	8	25	64
WECC	181	133	287	312	464	1377
NERC	47	0	0	0	0	47
TOTAL	681	152	625	548	776	2782

* Includes new violations received through 1/31/2010.

Report Date: 2/3/2010

Summary of all Post June 18, 2007 Alleged Violations by Region

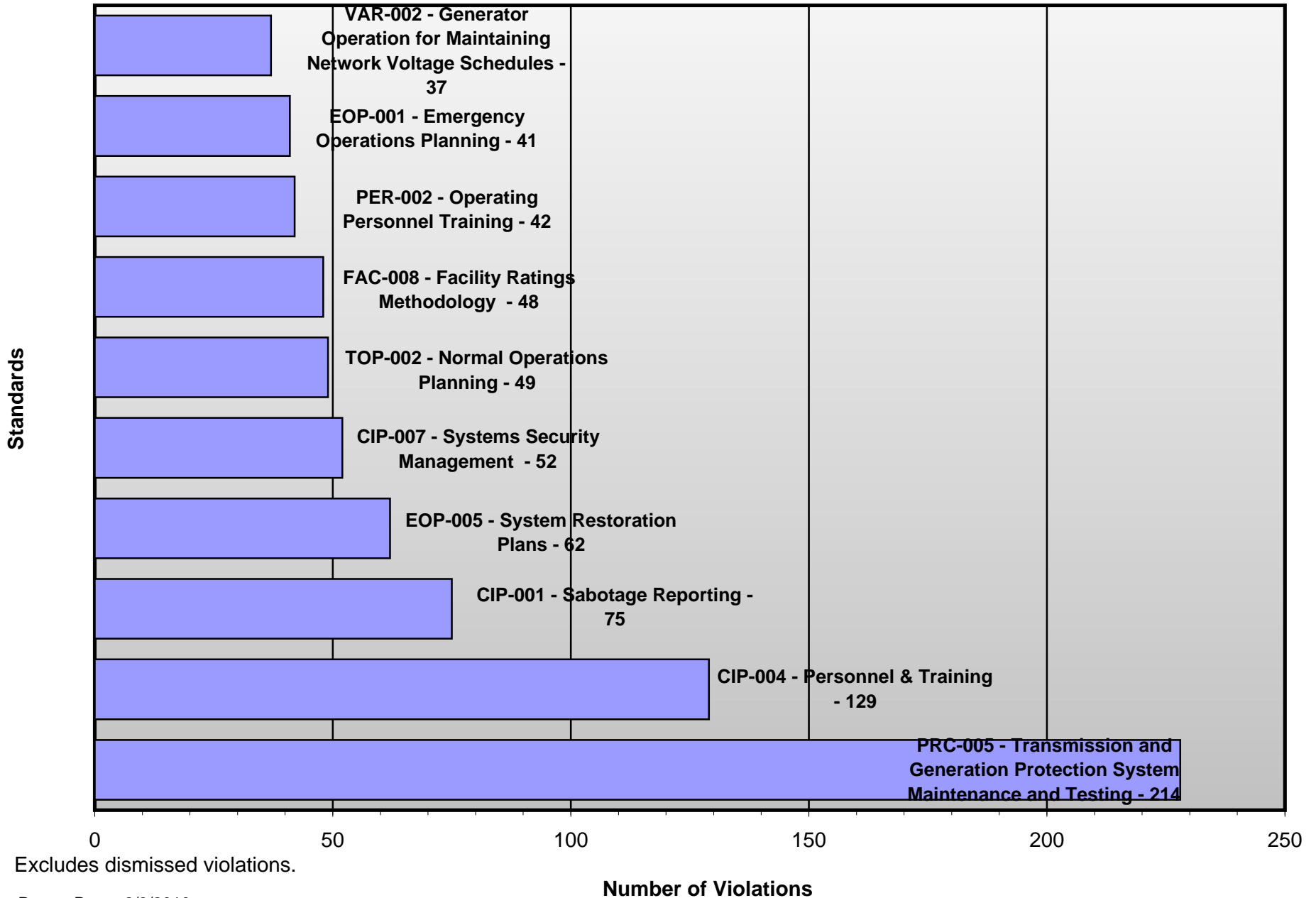
Below is a breakdown, as of January 31, 2010 of the Compliance Monitoring and Enforcement (CMEP) alleged violation summary for all 3855 violations.

	Dismissed	Previously Closed	Newly Closed	FERC Enforceable			Total Canadian Violations	Total
				Total	Normalized by Registered Entity	% Non-Document Related		
FRCC	42	57	0	217	3.01	64%	0	316
MRO	30	43	0	58	0.47	57%	7	138
NPCC	9	17	0	91	0.32	48%	7	124
RFC	25	30	10	177	0.48	71%	0	242
SERC	58	101	11	280	1.21	50%	0	450
SPP	6	18	0	184	1.46	61%	0	208
TRE	18	25	0	39	0.18	69%	0	82
WECC	861	460	4	913	1.97	57%	2	2240
NERC	8	0	0	47	15.67	89%	0	55
TOTAL	1057	751	25	2006	1.06	59%	16	3855

Includes new violations received through 1/31/2010.

Report Date: 2/3/2010

Top 10 FERC Enforceable Standards (Submit Dates: 2/1/2009 thru 1/31/2010)

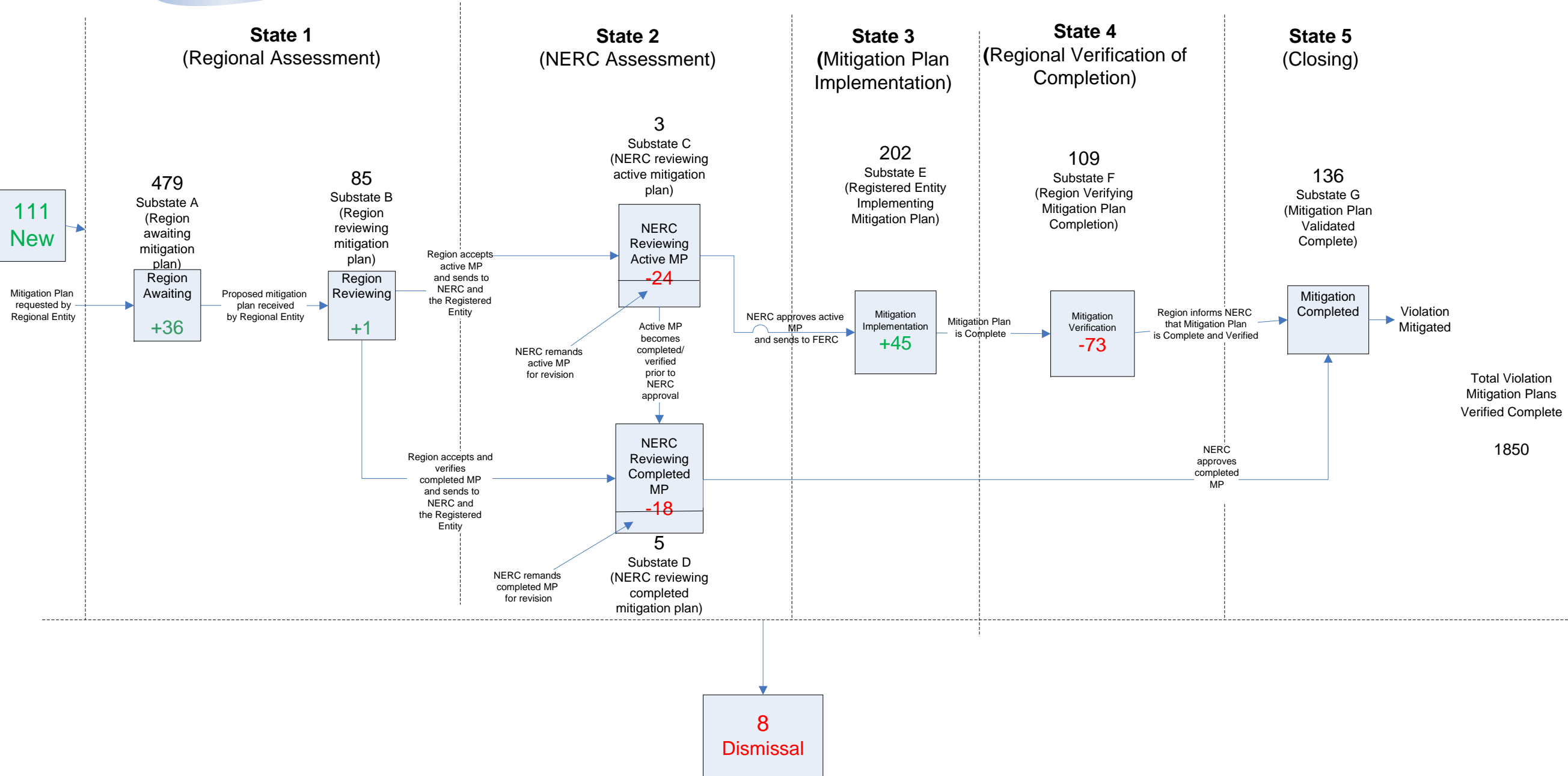


Excludes dismissed violations.

Report Date: 2/3/2010

Mitigation Process States and Underlying Process Substates

Snapshot comparison between January 1, 2010 and January 31, 2010



Mitigation Plans Process State Table — Active FERC Enforceable Alleged Violations

Below is a breakdown, as of January 31, 2010, of the Compliance Monitoring and Enforcement Program (CMEP) Mitigation Plan “state” summary for the 1019 active violations.

Region	State 1 (Regional Assessment)		State 2 (NERC Assessment)			State 3 (Mitigation Plan Implementation)	State 4 (Regional Verification of Completion)	State 5 (Closing)	Total
	Substate A	Substate B	Substate C		Substate D	Substate E	Substate F	Substate G	
	Region Awaiting	Region Reviewing	Accepted MP Not Received from Region	NERC Reviewing Active MP	NERC Reviewing Completed MP	Registered Entity Implementation	Regional Verification of MP Completion	Mitigation Plan Validated Complete	
FRCC	44	14	0	0	1	18	31	32	140
MRO	20	0	0	1	1	15	0	2	39
NCEA	40	4	0	0	0	6	2	0	52
NPCC	35	0	0	0	0	14	12	2	63
RFC	59	0	0	0	0	10	18	33	120
SERC	111	37	0	0	2	24	15	15	204
SPP	104	0	0	0	0	9	0	13	126
TRE	9	1	0	0	0	106	31	1	148
WECC	57	29	0	2	1	0	0	38	127
TOTAL	479	85	0	3	5	202	109	136	1019
State Totals	564		8			202	109	136	

Definitions

Substate A = Region is still awaiting receipt of mitigation plan from Registered Entity.

Substate B = Region has received mitigation plan and is reviewing.

Substate C = NERC has received mitigation plan and is reviewing. Also includes any mitigation plans not yet received by NERC.

Substate D = Mitigation plan has been verified completed by the Region but is still awaiting approval by NERC.

Substate E = Mitigation plan has been approved by NERC, and sent to FERC, but has not been completed.

Substate F = Mitigation Plan has been completed per Registered Entity but is being verified by the Region.

Substate G = Mitigation plan has been verified completed by Region, has been approved by NERC, and sent to FERC.

- Includes Mitigation Plans received through 1/31/2010.
- Mitigation information reported at the violation level.