

**NERC**

NORTH AMERICAN ELECTRIC  
RELIABILITY CORPORATION

# BAL-002-2 Background Document

August 2014

**RELIABILITY | ACCOUNTABILITY**



## Table of Contents

---

Introduction .....	3
Rationale by Requirement .....	<del>7</del> 8
Requirement 1 .....	<del>7</del> 8
Requirement 2 .....	12

## Introduction

---

The revision to NERC Policy Standards in 1996 created a Disturbance Control Standard (DCS). It replaced B1 (Area Control Error (ACE) return to zero within 10 minutes following a disturbance) and B2 (ACE must start to return to zero in 1 minute following a disturbance) with a standard that states: ACE must return to either zero or a pre-disturbance value of ACE within 15 minutes following a reportable disturbance. Balancing Authorities are required to report all disturbances equal to or greater than 80% of the Balancing Authority's Most Severe Single Contingency (MSSC).

BAL-002 was created to replace portions of Policy 1. It measures the ability of an applicable entity to recover from a reportable event with the deployment of reserve. The reliable operation of the interconnected power system requires that adequate generating capacity and energy be available at all times to maintain scheduled frequency and avoid loss of firm load following loss of transmission or generation contingencies. This generating capacity (Contingency Reserve) is necessary to replace generating capacity and energy lost due to forced outages of generation or transmission equipment. The design of BAL-002 and Policy 1 was predicated on the Interconnection operating under normal conditions, and the requirements of BAL-002 assured recovery from single contingency (N-1) events.

This document provides background on the development and implementation of BAL-002-2 - Contingency Reserve for Recovery from a Balancing Contingency Event. This document explains the rationale and considerations for the requirements and their associated compliance information. BAL-002-2 was developed to fulfill the NERC Balancing Authority Controls (Project 2007-05) Standard Authorization Request (SAR), which includes the incorporation of the FERC Order 693 directives. The original SAR, approved by the industry, presumes there is presently sufficient Contingency Reserve in all the North American Interconnections. The underlying goal of the SAR was to update the standard to make the measurement process more objective and to provide information to the Balancing Authority or Reserve Sharing Group, such that the parties would better understand the use of Contingency Reserve to balance resources and demand following a Reportable Balancing Contingency Event.

Currently, the existing BAL-002-1 standard contains Requirements specific to a Reserve Sharing Group which the drafting team believes are commercial in nature and is a contractual arrangement between the reserve sharing group parties. BAL-002-2 is intended to measure the successful deployment of contingency reserve by responsible entities. Relationships between the entities should not be part of the performance requirements, but left up to a commercial transaction.

Clarity and specifics are provided with several new definitions. Additionally, the BAL-002-2 eliminates any question ~~about~~ who is the applicable entity and assures that the applicable entity is held responsible for the performance requirement. The drafting team's goal was to have BAL-002-2 be solely a performance standard. The primary objective of BAL-002-2 is to ensure that the applicable entity is prepared to balance resources and demand and to return its ~~ACE Area Control Error~~ to defined values (subject to applicable limits) following a Reportable Balancing Contingency Event.

As proposed, this standard is not intended to address events greater than a Responsible Entity's Most Severe Single Contingency. These large multi-unit events, although unlikely, do occur. Many interactions occur during these events and Balancing Authorities and Reserve Sharing Groups must react to these events. However, requiring a recovery of ACE within a specific time period is much too simple of a methodology to adequately address all of these interactions. The suite of NERC Standard work together to ensure that the Interconnections are operated in a safe and reliable manner. It is not just one standard, rather, it is the combination of the ~~recently passed~~ BAL-001-2 standard, (in which R2 requires operation within an ACE bandwidth based on interconnection frequency), TOP-007, and EOP-002, which collectively are much better at addressing issues when large events occur.

- The Balancing Authority ACE Limit (BAAL) in R2 of BAL-001-2 looks at interconnection frequency to provide the BA a range in which the BA should strive to operate as well as a 30-minute period to address instances when the BA is outside of that range. If an event larger than the BA's MSSC occurs, the BAAL will likely change to a much tighter control limit based on the change in interconnection frequency. The 30-minute limit under the BAAL will allow the BA (and its RC) time to quickly evaluate the best course of action and then react in a reasonable manner. BAAL also ensures the Responsible Entity balances resources and demand for events of less magnitude than a Reportable Balancing Contingency. In addition R1 of BAL-001-2 will require the BA to respond to assure Control Performance Standard 1 (CPS1) is met. This may require the BA to respond in some circumstances in less than 10 minutes.
- The TOP-007 standard addresses transmission line loading. Members of the BAL-002-2 drafting team are aware of instances that could cause transmission overloads if certain units (typically N-1-1 or greater) where lost and reserves responded.
- In addition, under EOP-002, if the BA does not believe that it can meet certain parameters, different rules are implemented.

Because of the potential for significant unintended consequences that could occur under a requirement to activate all reserves, the drafting team recommends to the industry that the revised BAL-002-2 only address events which are planned for (N-1) and not any loss of resource(s) that would exceed MSSC. Therefore, the definitions and requirements under BAL-002-2 exclude events greater than the MSSC. This provides will help ensure reliable operation,

clarity of Rrequirements, ~~and~~ supports reliable operation of the Bulk Electric System and allows other standards to address events of greater magnitude and complexity.

Within NERC's State of Reliability Report, ALR2-5 "Disturbance Control Events Greater Than Most Severe Single Contingency" has been tracked and reported since 2006. For the period 2006 to 2011 there have been 90 disturbance events that exceeded the MSSC, with the highest in any given year being 24 events. When evaluating the data, events greater than MSSC occur very infrequently, and the drafting team believes their exclusion will not have any adverse impact on reliability.

The metric reports the number of DCS events greater than MSSC, without regard to the size of a Balancing Authority or RSG and without respect to the number of reporting entities within a Regional Entity. A small Balancing Authority or RSG may have a relatively small MSSC. As such, a high number of DCS events greater than MSSC may not indicate a reliability problem for the reporting Regional Entity, but may indicate an issue for the respective Balancing Authority or RSG. In addition, events greater than MSSC may not cause a reliability issue for a BA, RSG or Regional Entity if they have more stringent standards which require contingency reserve greater than MSSC.

## Background

---

This section discusses the new definitions associated with BAL-002-2.

### **Balancing Contingency Event**

The purpose of BAL-002-2 is to ensure the Balancing Authority or Reserve Sharing Group balance resources and demand by returning its Area Control Error to defined values following a Reportable Balancing Contingency Event.

The drafting team included a specific definition for a Balancing Contingency Event to eliminate any confusion and ambiguity. The prior version of BAL-002 was broad and could be interpreted in various manners leaving the ability to measure compliance up to the eye of the beholder. By including the specific definition, it allows the Responsible Entity to fully understand how to perform and meet compliance. Also, FERC Order 693 (at P355) directed entities to include a Requirement that measures response for any event or contingency that causes a frequency deviation. By developing a specific definition that depicts the events causing an unexpected change to the Responsible Entity's ACE, the necessary requirements assures FERC's requirement is met.

### **Most Severe Single Contingency**

The Most Severe Single Contingency (MSSC) term has been widely used within the industry; however, it has never been defined. In order to eliminate a wide range of definitions, the drafting team has included a specific definition designed to fulfill the needs of the standard. In addition, in order to meet FERC Order No. 693 (at P356), to develop a continent-wide contingency reserve policy, it was necessary to establish a definition for MSSC.

When an entity determines its MSSC, the review needs to include the largest loss of resource that might occur for either generation or transmission loss. If the loss of transmission causes the loss of generation and load, the size of that event would be the net change. Since the size of an event where both load and generation are lost due to the loss of the transmission would be less than just the loss of the generator, it is impossible for this event to be the entity's MSSC. Also, note here that the drafting team removed the previous requirement to review the MSSC at least annually. An entity should know its MSSC is at all times. Therefore, an annual review is no longer required

### **Contingency Reserve**

Most system operators generally have a good understanding of the need to balance resources and demand and return their Area Control Error to defined values following a Reportable Balancing Contingency Event. However, the existing ~~C~~ontingency ~~R~~eserve definitions ~~is~~ is primarily focused on generation and not Demand Side Management (DSM). In order to meet FERC Order No. 693 (at P 356) to include a ~~r~~Requirement that explicitly allows DSM to be used as a resource for contingency reserve, the drafting team elected to expand the definition of Contingency Reserve to explicitly include capacity associated with DSM.

Additionally, conflict existed between BAL-002 and EOP-002 as to when an entity could deploy its contingency reserve. To eliminate the possible conflict and to assure BAL-002 and EOP-002 work together and compliment~~ed~~ each other, the drafting team clarified the existing definition of Contingency Reserve. The conflict arises since the actions required by Energy Deficient Entities before declaring either an Energy Emergency Alert 2 or an Energy Emergency Alert 3 requires deployment of all Operating ~~R~~eserve which includes Contingency Reserve. An Energy Deficient Entity may need to declare either an Energy Emergency Alert 2 or an Energy Emergency Alert 3, without incurring a Balancing Contingency Event, ~~and~~. ~~W~~without incurring a Balancing Contingency Event, a Responsible Entity cannot utilize its Contingency Reserve without violating the NERC Standard BAL-002-2. To resolve this conflict, the drafting team elected to allow the Responsible Entity to use its Contingency Reserve while in a declared Energy Emergency Alert 2 or Energy Emergency Alert 3.

### **Reserve Sharing Group Reporting ACE**

The drafting team elected to include this definition to provide clarity for measurement of compliance for the appropriate Responsible Entity. Additionally, this definition is necessary since the drafting team has eliminated R5.1 and R5.2 from the existing standard. R5.1 and R5.2 are definitions mixed with performance. The drafting team has included all the performance requirements in the proposed standards R1 and R2, and therefore must add the definition of the Reserve Sharing Group Reporting ACE.

## Other Definitions

Other definitions have been added or modified to assure clarification within the standard and requirements.

## Rationale by Requirement

---

### Requirement 1

The Responsible Entity experiencing a Reportable Balancing Contingency Event shall, within the Contingency Event Recovery Period, demonstrate recovery by returning its Reporting ACE to at least the recovery value of:

- ~~○ Zero (if its Pre-Reporting Contingency Event ACE Value was positive or equal to zero);~~
  - ~~○ less the sum of the magnitudes of all subsequent Balancing Contingency Events that have already occurred however, during the Contingency Event Recovery Period, any Balancing Contingency Event that occurs shall reduce the required recovery: (i) beginning at the time of, and (ii) by the magnitude of, each individual Balancing Contingency Event, and~~
  - ~~○ further reduced by the magnitude of the difference between (i) the Responsible Entity's Most Severe Single Contingency (MSSC) and (ii) the sum of the magnitudes of the Reportable Balancing Contingency Event and all previous Balancing Contingency Events that have not completed their Contingency Reserve Restoration Period when the sum referenced in section (ii) of this bullet is greater than MSSC,~~
- ~~○ Or~~
- ~~○ Its Pre-Reporting Contingency Event ACE Value, (if its Pre-Reporting Contingency Event ACE was negative): however,~~
  - ~~○ less the sum of the magnitudes of all subsequent Balancing Contingency Events that have already occurred during the Contingency Event Recovery Period, any Balancing Contingency Event that occurs shall reduce the required recovery: (i) beginning at the time of, and (ii) by the magnitude of, each individual Balancing Contingency Event, and~~
  - ~~○ Further reduced by the magnitude of the difference between (i) the Responsible Entity's Most Severe Single Contingency (MSSC) and (ii) the sum of the magnitudes of the Reportable Balancing Contingency Event and all previous Balancing Contingency Events that have not completed their~~



~~Contingency Reserve Restoration Period when the sum referenced in section (ii) of this bullet is greater than MSSC~~

- 1.1 All Reportable Balancing Contingency Events will be documented using CR Form 1.
- 1.2. ~~A Responsible Entity is not subject to compliance with Requirement R1 when it is experiencing a Energy Emergency Alert Level under which Contingency Reserves have been activated.~~
- 1.3 Requirement R1 (in its entirety) does not apply:
  - ~~(i) when the Responsible Entity experiences a Balancing Contingency Event that exceeds its Most Severe Single Contingency, or~~
  - ~~(ii) after multiple Balancing Contingency Events for which the combined magnitude exceeds the Responsible Entity's Most Severe Single Contingency for those events that occur within that 105 minute period. when the Responsible Entity experiencing a Reportable Balancing Contingency Event is experiencing an Energy Emergency Alert Level 2 or Level 3.~~
  - ~~1.3 Requirement R1 (in its entirety) does not apply when the Responsible Entity experiencing an Balancing Contingency Event exceeding its Most Severe Single Contingency or multiple Balancing Contingency Events whose sum exceeds its Most Severe Single Contingency within a 15 minute period for those events that occur within that 15 minute period. Requirement R1 also shall not apply to subsequent events beyond the 15 minute period but within 105 minutes of the first Balancing Contingency Event if the sum of the events exceeds the Responsible Entity's Most Severe Single Contingency.~~

### **Background and Rationale**

Requirement R1 reflects the operating principles first established by NERC Policy 1. Its objective is to assure the Responsible Entity balances resources and demand and returns its Reportable Area Control Error (ACE) to defined values (subject to applicable limits) following a Reportable Balancing Contingency Event. It requires the Responsible Entity to recover from events that would be less than or equal to the Responsible Entity's MSSC. It establishes a ceiling for the amount of Contingency Reserve and timeframe the Responsible Entity must demonstrate in a compliance evaluation. It is intended to eliminate the ambiguities and questions associated with the existing standard. In addition, it allows Responsible Entities to have a clear way to demonstrate compliance and support the Interconnection to the full extent of its MSSC.

By including new definitions, and modifying existing definitions, and the above R1, the drafting team believes it has successfully fulfilled the requirements of FERC Order No. 693 (at P 356) to



include a ~~r~~Requirement that explicitly allows DSM to be used as a resource for Contingency Reserve. It also recognizes that the loss of transmission as well as generation may require the deployment of ~~C~~ontingency ~~R~~eserve.

Additionally, R1 is designed to assure the applicable entity ~~must~~ uses reserve to cover a Reportable Balancing Contingency Event or the combination of any previous Balancing Contingency Events that have occurred within the specified period, to address the Order's concern that the applicable entity is responding to events and performance is measured. The Reportable Balancing Contingency Event definition, along with R1 allows for measurement of performance. The drafting team has included Attachment 2 illustrating an example of the calculation for Requirement R1.

In addition, the standard drafting team (SDT) through R1 parts 1.2 and R1.3 has clearly identified when R1 is not applicable. By including R1 part 1.2, the proposed standard eliminates the existing conflict with the EOP Standards and further addresses the outstanding interpretation. By clearly stating when R1 is not applicable or does not apply, it eliminates any auditor interpretation and allows the Responsible Entity to perform the function in a reliable manner. A fundamental goal of the SDT is to assure the Responsible Entity has enough flexibility to maintain service to load while managing reliability. Also, the SDT's intent is to eliminate any potential overlap or conflict with any other NERC Reliability Standard to eliminate duplicative reporting, and other issues.

The drafting team used data supplied by Consortium for Electric Reliability Technology Solutions (CERTS) to help determine all events that have an impact on frequency. Data that was compiled by CERTS to provide information on measured frequency events is presented in Attachment 1. Analyzing the data, one could demonstrate events of 100 MW or greater would capture all frequency events for all interconnections. However, at a 100 MW reporting threshold, the number of events reported would significantly increase with no reliability gain since 100 MW is more reflective of the outlying events, especially on larger interconnections.

The goal of the drafting team was to design a continent-wide standard to capture the majority of the events that impact frequency. After reviewing the data and industry comments, the ~~SDT drafting team~~ elected to establish reporting threshold minimums for each respective Interconnection. This assures the requirements of the FERC Order No. 693 are met. The reportable threshold was selected as the lesser of 80% of the applicable entity(s) Most Severe Single Contingency or the following values for each respective Interconnection:

- Eastern Interconnection – 900 MW
- Western Interconnection – 500 MW
- ERCOT – 800 MW
- Quebec – 500 MW

Additionally, the drafting team only used the positive events for purposes of determining the above thresholds.

### **Violation Severity Levels**

In the Violation Severity Levels for Requirement R1, the impact of the Responsible Entity recovering from a Reportable Balancing Contingency Event depends on the amount of its Contingency Reserve available and does it have sufficient response. The VSL takes these factors into account.

### **Compliance Calculation**

To determine compliance with R1, the ~~required contingency reserve response and~~ measured contingency reserve response ~~is~~are computed and compared with the MW lost as follows (assuming all resource loss values, i.e. Balancing Contingency Events, are positive):

- ~~• The required contingency reserve response equals the lesser of the megawatt loss of the Reportable Balancing Contingency Event, and, the Most Severe Single Contingency minus the sum of the megawatt losses of any previous Balancing Contingency Events whose start preceded the start of the Reportable Balancing Contingency Event by less than the sum of the Contingency Event Recovery Period and Contingency Reserve Restoration Period.~~
- The measured contingency reserve response is equal to one of the following:
  - If the Pre-Reportable Contingency Event ACE Value is greater than or equal to zero, then the measured contingency reserve response equals (a) the megawatt value of the Reportable Balancing Contingency Event plus (b) the most positive ACE value within its Contingency Event Recovery Period (and following the occurrence of the last subsequent event, if any) plus (c) the sum of the megawatt losses of subsequent Balancing Contingency Events occurring within the Contingency Event Recovery Period of the Reportable Balancing Contingency Event.
  - If the Pre-Reportable Contingency Event ACE Value is less than zero, then the measured contingency reserve response equals (a) the megawatt value of the Reportable Balancing Contingency Event plus (b) the most positive ACE value within its Contingency Event Recovery Period (and following the occurrence of the last subsequent event, if any) plus (c) the sum of the megawatt losses of subsequent Balancing Contingency Events occurring within the Contingency Event Recovery Period of the Reportable Balancing Contingency Event, minus (d) the Pre-Reportable Contingency Event ACE Value.
- Compliance is computed as follows on CR Form 1 in order to document all Balancing Contingency Events used in compliance determination:
  - ~~○ If the required contingency reserve response is less than or equal to zero, then the Reportable Balancing Contingency Event Compliance equals 100 percent.~~
  - ~~○ If the required contingency reserve response is greater than zero,~~

Disturbance Control Performance - Contingency Reserve for Recovery From a Balancing  
Contingency Event Standard Background Document

---

- ~~IfAnd~~ the measured contingency reserve response is greater than or equal to the ~~megawatts lostrequired contingency reserve response~~, then the Reportable Balancing Contingency Event Compliance equals 100 percent.
- ~~IfAnd~~ the measured contingency reserve response is less than or equal to zero, then the Reportable Balancing Contingency Event Compliance equals 0 percent.
- ~~IfAnd~~ the measured contingency reserve response is less than the ~~megawatts lostrequired contingency reserve response~~ but greater than zero, then the Reportable Balancing Contingency Event Compliance equals  $100\% * (1 - ((\text{megawatts lostrequired contingency reserve response} - \text{measured contingency reserve response}) / \text{megawatts lostrequired contingency reserve response}))$ .

The above computations can be expressed mathematically in the following ~~57~~ sequential steps, labeled as [1-~~57~~], where:

ACE\_BEST – most positive ACE during the Contingency Event Recovery Period occurring after the last subsequent event, if any (MW)

ACE\_PRE - Pre-Reportable Contingency Event ACE Value (MW)

COMPLIANCE - Reportable Balancing Contingency Event Compliance percentage (0 - 100%)

MEAS\_CR\_RESP - measured contingency reserve response for the Reportable Balancing Contingency Event (MW)

MSSC – Most Severe Single Contingency (MW)

MW\_LOST - megawatt loss of the Reportable Balancing Contingency Event (MW)

~~REQ\_CR\_RESP – required contingency reserve response for the Reportable Balancing Contingency Event (MW)~~

~~SUM\_PREV – sum of the megawatt losses of any previous Balancing Contingency Events whose start precedes the start of the Reportable Balancing Contingency Event by less than the sum of the Contingency Event Recovery Period and Contingency Reserve Restoration Period (MW)~~

SUM\_SUBSQ - sum of the megawatt losses of subsequent Balancing Contingency Events occurring within the Contingency Event Recovery Period of the Reportable Balancing Contingency Event (MW)

~~REQ\_CR\_RESP = minimum of MW\_LOST, and, (MSSC – SUM\_PREV) [1]~~

If ACE\_PRE is greater than or equal to 0, then

$$\text{MEAS\_CR\_RESP} = \text{MW\_LOST} + \text{ACE\_BEST} + \text{SUM\_SUBSQ} \quad \mathbf{[12]}$$

If ACE\_PRE is less than 0, then

$$\text{MEAS\_CR\_RESP} = \text{MW\_LOST} + \text{ACE\_BEST} + \text{SUM\_SUBSQ} - \text{ACE\_PRE} \quad [23]$$

~~If REQ\_CR\_RESP is less than or equal to 0, then COMPLIANCE = 100 [4]~~

~~If REQ\_CR\_RESP is greater than 0, and,~~

~~-MEAS\_CR\_RESP is greater than or equal to MW\_LOSTREQ\_CR\_RESP, then~~

$$\text{COMPLIANCE} = 100 \quad [35]$$

~~If REQ\_CR\_RESP is greater than 0, and, MEAS\_CR\_RESP is less than or equal to 0, then~~

$$\text{COMPLIANCE} = 0 \quad [46]$$

~~If REQ\_CR\_RESP is greater than 0, and, MEAS\_CR\_RESP is greater than 0, and,~~

~~MEAS\_CR\_RESP is less than MW\_LOSTREQ\_CR\_RESP, then~~

$$\text{COMPLIANCE} = 100 * (1 - ((\text{MW\_LOSTREQ\_CR\_RESP} - \text{MEAS\_CR\_RESP}) / \text{MW\_LOSTREQ\_CR\_RESP})) \quad [57]$$

## Requirement 2

R2. ~~Except during t~~he Responsible Entity's Contingency Event Recovery Period and the Responsible Entity's Contingency Reserve Restoration Period, or during an Energy Emergency Alert Level 2 or 3 for the Responsible Entity, the Responsible Entity shall maintain an amount of Contingency Reserve, averaged over each Clock Hour, greater than or at least equal to its average Clock Hour Most Severe Single Contingency, except during periods when the Responsible Entity is in:-

- ~~• a restoration period because it has used its Contingency Reserve for Contingencies that are not Balancing Contingency Events. This required restoration begins when the Responsible Entity's Contingency Reserve falls below its MSSC and must not exceed 90 minutes; and/or~~
- ~~• a Contingency Event Recovery Period or its subsequent Contingency Reserve Restoration Period; and/or~~

- an Energy Emergency Alert Level under which Contingency Reserves have been activated.

### ***Background and Rationale***

R2 establishes a uniform continent-wide contingency reserve requirement. R2 establishes a requirement that contingency reserve be at least equal to the applicable entity's Most Severe Single Contingency. By including a definition of Most Severe Single Contingency and R2, a consistent uniform continent-wide contingency reserve requirement has been established. Its goal is to assure that the Responsible Entity will have sufficient contingency reserve that can be deployed to meet R1.

FERC Order 693 (at P356) directed BAL-002 be developed as a continent-wide contingency reserve policy. R2 fulfills the requirement associated with the required amount of contingency reserve a Responsible Entity must have available to respond to a Reportable Balancing Contingency Event. Within FERC Order 693 (at P336) the Commission noted that the appropriate mix of operating reserve, spinning reserve and non-spinning reserve should be addressed. However, the Order predated the approval of the new BAL-003, which addresses frequency responsive reserve and the amount of frequency response obligation. With the development of BAL-003, and the associated reliability performance requirement, the SDT drafting team believes that, with R2 of BAL-002 and the approval of BAL-003, the Commission's goals of a continent-wide contingency reserves policy is met. The suites of BAL standards (BAL-001, BAL-002, and BAL-003) are all performance-based. With the suite of standards and the specific requirements within each respective standard, a continent-wide contingency policy is established.

In the Violation Severity Levels for Requirement R1, the impact of the Responsible Entity recovering from a Reportable Balancing Contingency Event depends on the amount of its Contingency Reserve available and does it have sufficient response. Additionally, the drafting team understands that the Responsible Entity's available Contingency Reserve may vary slightly from MSSC at any time. This variability is recognized in Requirement R2 through averaging the available Contingency Reserve over each Clock Hour.

The ideal goal of maintaining an amount of Contingency Reserve to cover the Most Severe Single Contingency at all times is not necessarily in the best interest of reliability. It may have the unintended result of tying the operators' hands by removing the use of their available contingency reserve from their toolbox in order to maintain service to load or manage for other reliability issues. By allowing for the occasional use of this minimal amount of Contingency Reserve at the operators' discretion for other contingencies, reliability is enhanced. The SDT crafted the proposed standard to encourage the operators to use, at their discretion and within the limits set forth in the standard, their available contingency reserve to best serve reliability in real-time. The last thing that anyone desires is to have Contingency Reserve held available and the lights go off because the standard would penalize the operator for using the Contingency Reserve to maintain service to the load. However, the drafting team did not believe that the use of reserves for other issues than a Reportable Balancing Contingency Event

Disturbance Control Performance - Contingency Reserve for Recovery From a Balancing  
Contingency Event Standard Background Document

---

should be unbounded. The SDT limited the use of Contingency Reserve for only other Contingencies, thus bounding the use of Contingency Reserve to only the N-1 conditions.

# **Attachment 1**

## **NERC Interconnections 2009-2013**

### **Frequency Events Loss MW Statistics**

For: NERC BARC Standard Drafting Team

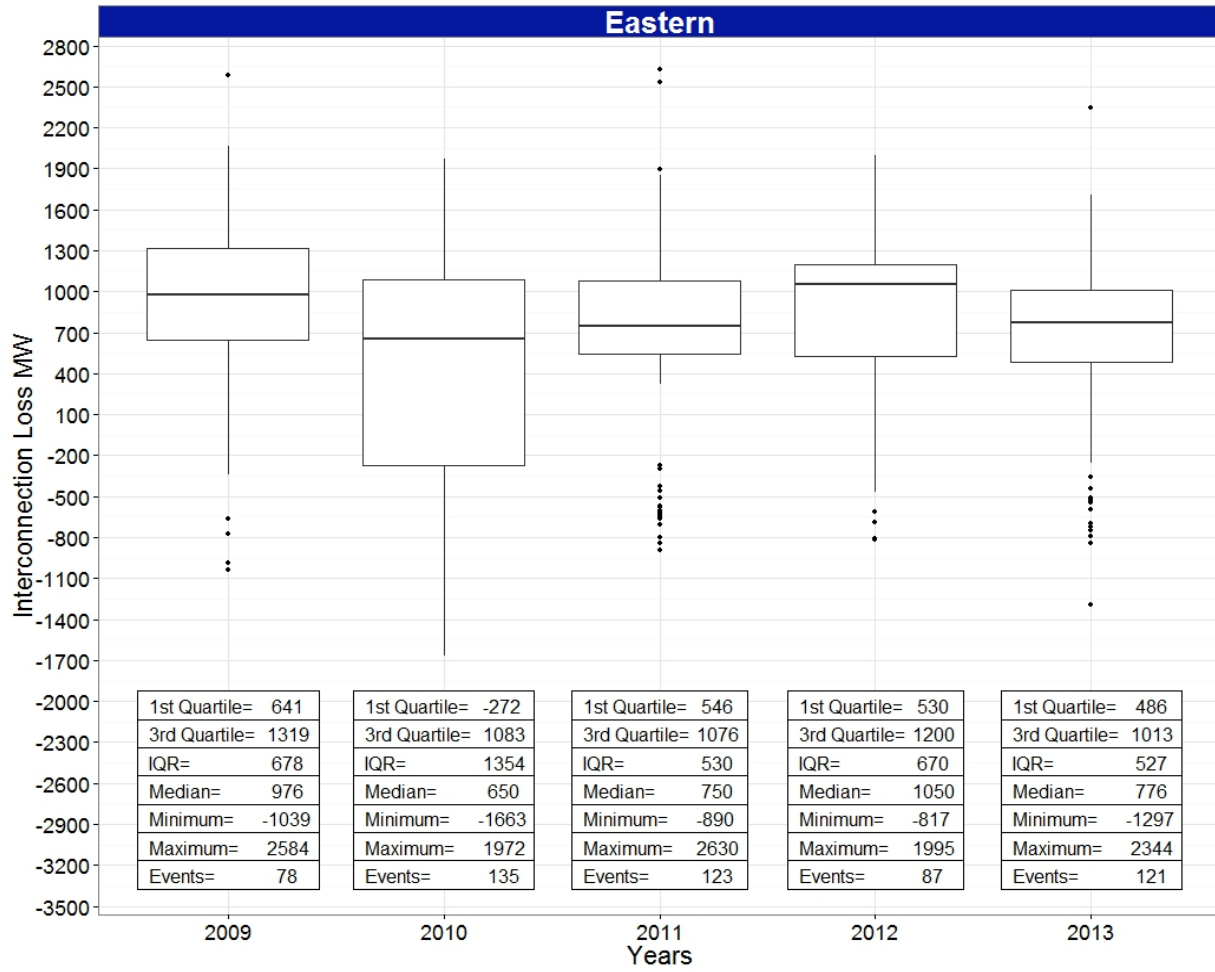
Prepared by: CERTS

Date: October 15, 2013

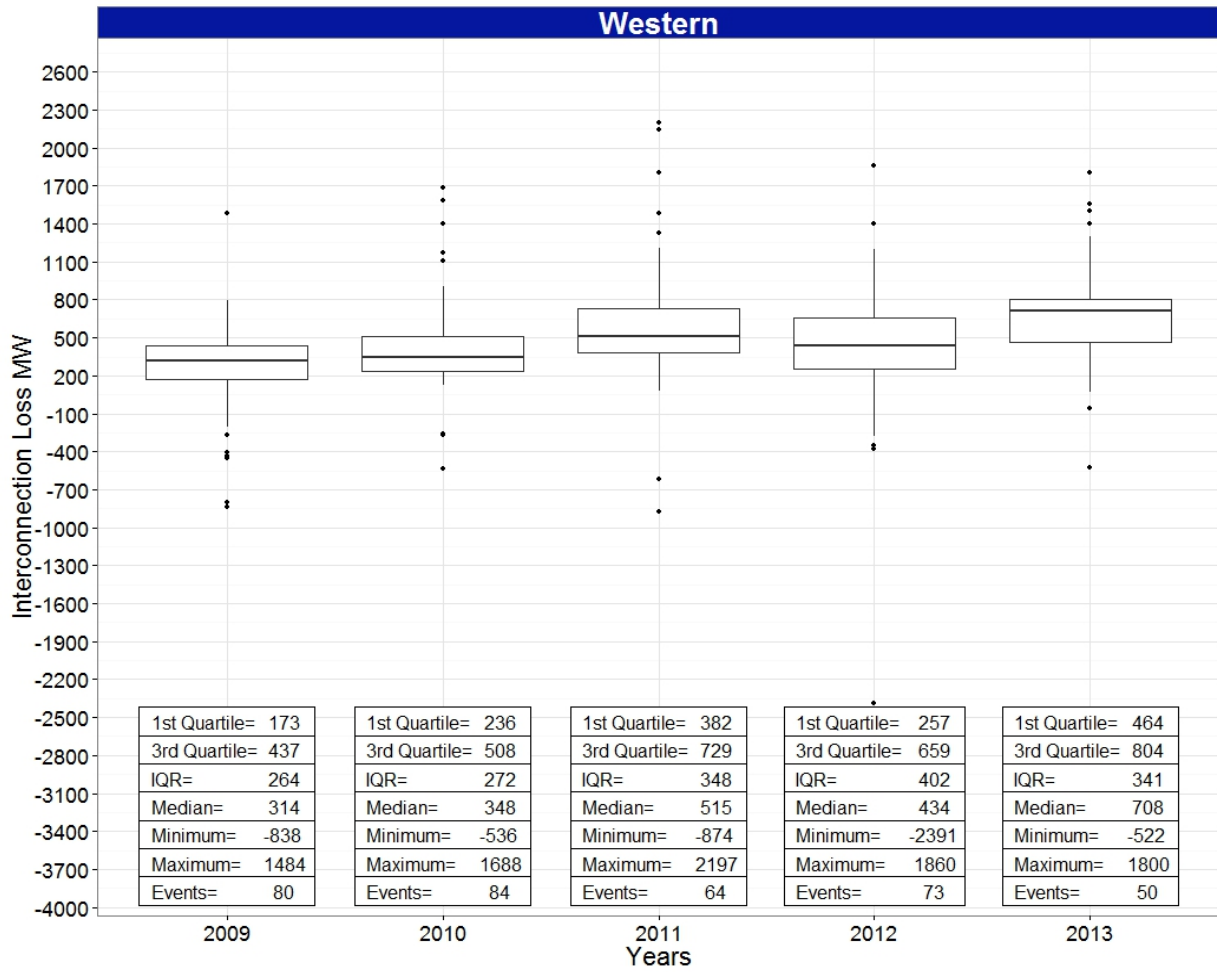




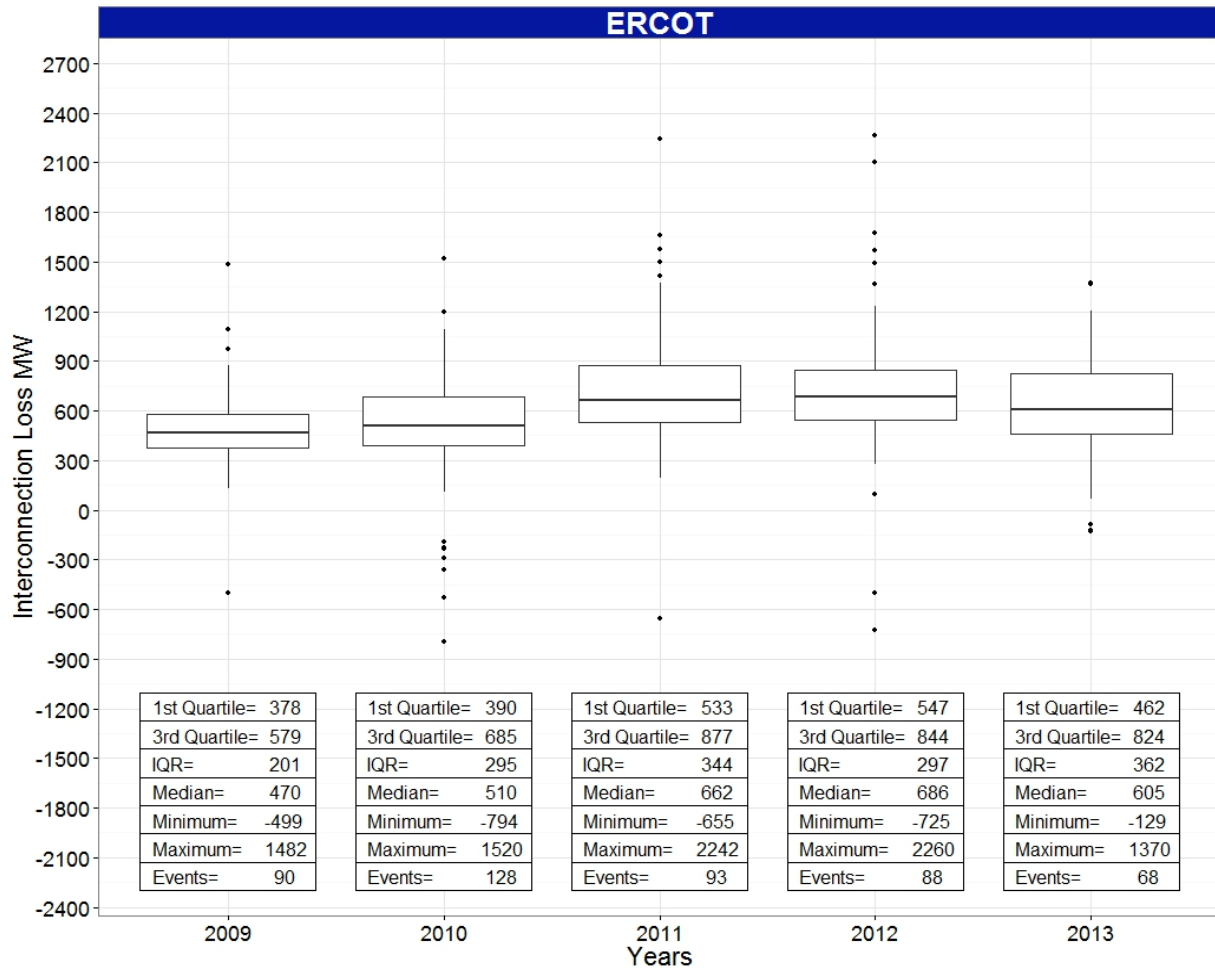
# Disturbance Control Performance - Contingency Reserve for Recovery From a Balancing Contingency Event Standard Background Document



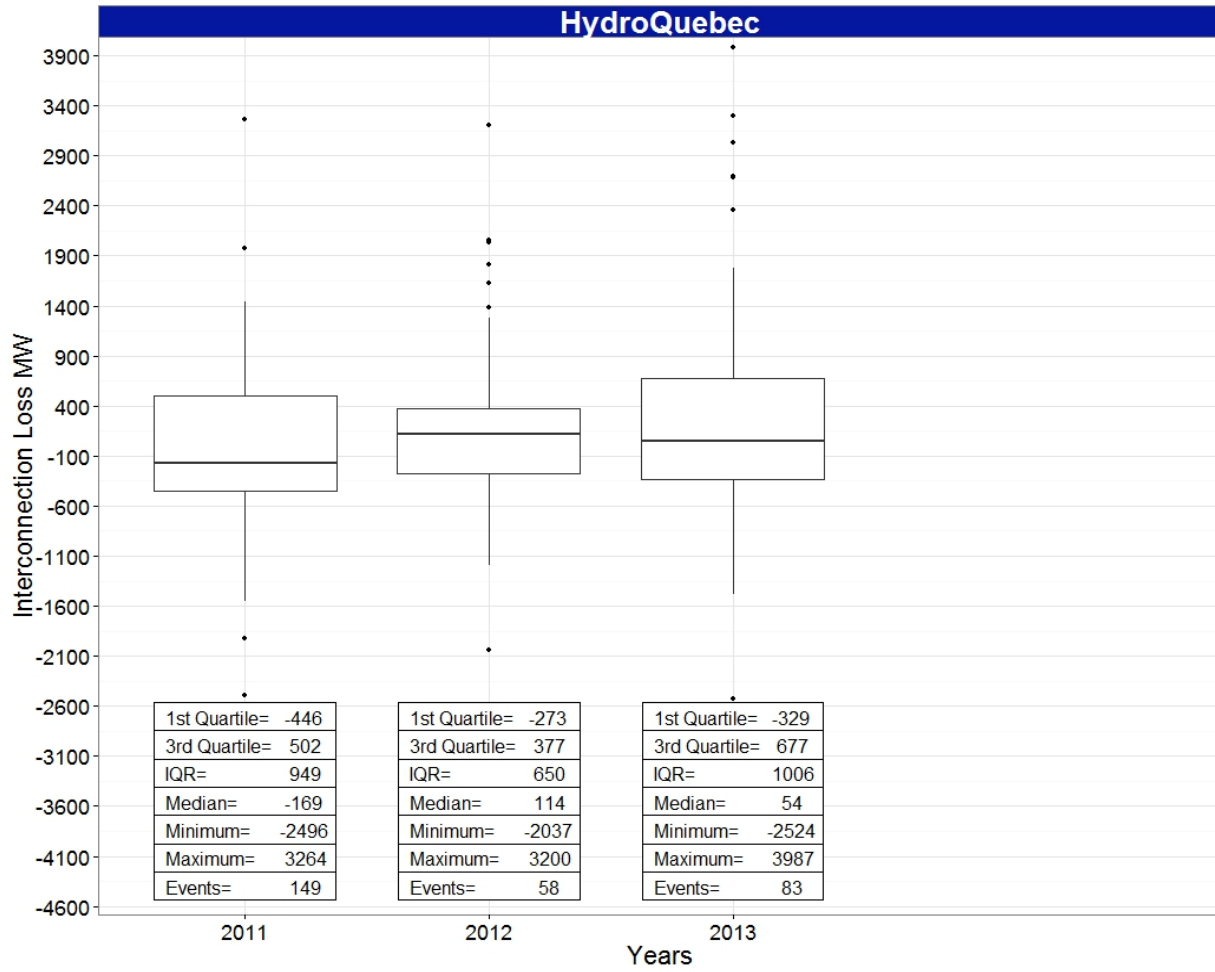
# Disturbance Control Performance - Contingency Reserve for Recovery From a Balancing Contingency Event Standard Background Document



# Disturbance Control Performance - Contingency Reserve for Recovery From a Balancing Contingency Event Standard Background Document



Disturbance Control Performance - Contingency Reserve for Recovery From a Balancing  
Contingency Event Standard Background Document



**No Data Available for 2009 and 2010**

**Attachment 2**  
**BAL-002-2 R1 Example**

## Requirement 1

The Responsible Entity experiencing a Reportable Balancing Contingency Event shall, within the Contingency Event Recovery Period, demonstrate recovery by returning its Reporting ACE to at least the recovery value of: [Violation Risk Factor: Medium][Time Horizon: Real-time Operations]

- Zero, (if its Pre-Reporting Contingency Event ACE Value was positive or equal to zero); however, during the Contingency Event Recovery Period, any Balancing Contingency Event that occurs shall reduce the required recovery: (i) beginning at the time of, and (ii) by the magnitude of, each individual Balancing Contingency Event,

Or,

- Its Pre-Reporting Contingency Event ACE Value, (if its Pre-Reporting Contingency Event ACE Value was negative); however, during the Contingency Event Recovery Period, any Balancing Contingency Event that occurs shall reduce the required recovery: (i) beginning at the time of, and (ii) by the magnitude of, each individual Balancing Contingency Event.

In order to illustrate the above requirement the following is provided:

- Responsible Entity Pre-Reporting Contingency Event ACE Value is 100 MW
- Time of the Balancing Contingency Event - 12:05
- Size of the Balancing Contingency Event - 900 MW
- Responsible Entity MSSC - 2,000 MW
- Resulting Responsible Entity's ACE Value following the Balancing Contingency Event – negative 800 MW

With no additional Contingency Events, the Responsible Entity must demonstrate recovery by returning its Reporting ACE to at least the recovery value of zero within the Contingency Event Recovery Period, or by 12:20.

However, if the Responsible Entity experienced another Contingency Event based upon the following:

- Time of the Contingency Event - 12:10
- Size of the Contingency Event - 400 MW
- Responsible Entity Reporting ACE Value at 12:10 – negative 750

The Responsible Entity would reduce its required recovery value for the Balancing Contingency Event required recovery by the size of the Contingency Event at 12:10, thus resulting in the

Disturbance Control Performance - Contingency Reserve for Recovery From a Balancing  
Contingency Event Standard Background Document

---

required ACE to negative 400 MW. The Responsible Entity would demonstrate recovery from the Balancing Contingency Event by returning its Reporting ACE to a negative 400 MW by 12:20.

Now if the Responsible Entity experienced an additional Contingency event prior to 12:20 for example:

- Time of the Contingency Event - 12:15
- Size of the Contingency Event - 200 MW
- Responsible Entity Reporting ACE Value at 12:15 – negative 750

The Responsible Entity would reduce its required recovery value for the Balancing Contingency Event required recovery by the size of the Contingency Event at 12:15, thus resulting in the required ACE recovery of to negative 600 MW. The Responsible Entity would demonstrate recovery from the Balancing Contingency Event by returning its Reporting ACE to a negative 200 MW by 12:20.

This would continue on for any additional Contingency Events that might occur during the Contingency Event Recovery Period. Note that the adjustments to the Reportable ACE value required for recovery are made only after the subsequent Balancing Contingency Event fully occurs.