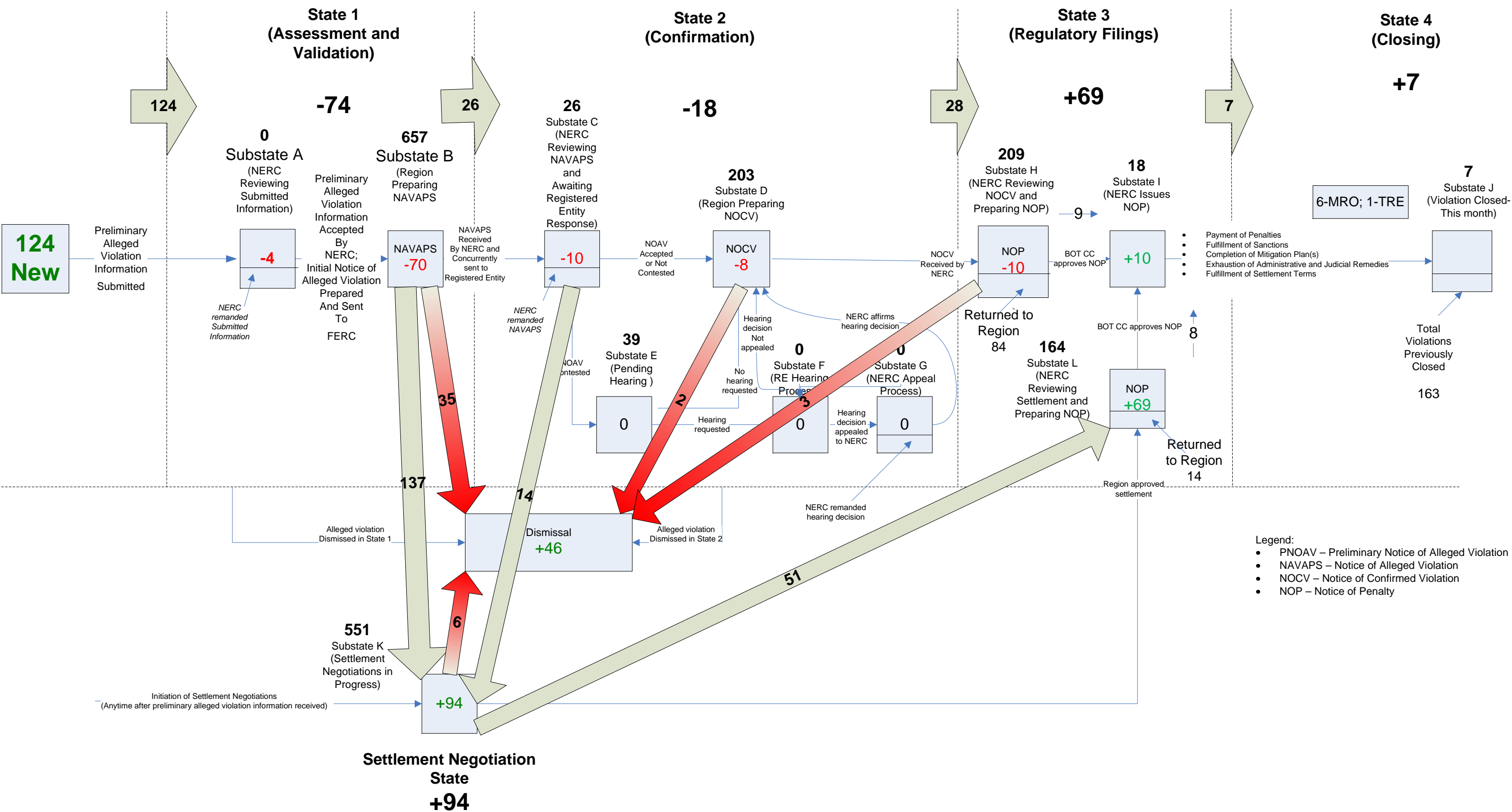


Violation Process States and Underlying Process Sub states

Snapshot comparison between July 1, 2009 and July 31, 2009



Violation Process State Summary Table — Active FERC Enforceable Alleged Violations

Below is a breakdown, as of July 31, 2009, of the Compliance Monitoring and Enforcement Program (CMEP) Violation “state” summary for the 1874 active violations.

Region	State 1 (Assessment and Validation)		State 2 (Confirmation)					Settlement	State 3 (Regulatory Filings)			State 4 (Closing)	Total
	Substate A (NERC Reviewing)	Substate B (Region Preparing NAVAP)	Substate C (NERC Reviewing NAVAP and awaiting RE Response)	Substate D (Region Preparing NOCV)	Substate E (Pending Hearing)	Substate F (RE Hearing Process)	Substate G (NERC Appeal Process)	Substate K (Settlement Negotiations)	Substate H (NERC Reviewing NOCV)	Substate L (NERC Reviewing Settlement Agreement)	Substate I (NERC Issues NOP)	Substate J (Violation Closes)	
FRCC	0	7	0	0	0	0	0	127	48	0	0	0	182
MRO	0	7	0	0	0	0	0	16	8	0	6	6	43
NPCC	0	10	0	0	0	0	0	27	0	14	4	0	55
RFC	0	45	0	0	0	0	0	80	12	7	0	0	144
SERC	0	59	0	0	0	0	0	64	6	37	3	0	169
SPP	0	39	0	3	0	0	0	17	39	1	2	0	101
TRE	0	19	0	0	0	0	0	17	5	3	2	1	47
WECC	0	468	26	200	39	0	0	203	91	102	1	0	1130
NERC	0	3	0	0	0	0	0	0	0	0	0	0	3
TOTAL	0	657	26	203	39	0	0	551	209	164	18	7	1874
Percentage of Total	0.00%	35.06%	1.39%	10.83%	2.08%	0.00%	0.00%	29.40%	11.15%	8.75%	0.96%	0.37%	
State Totals	657		268					551	391			7	

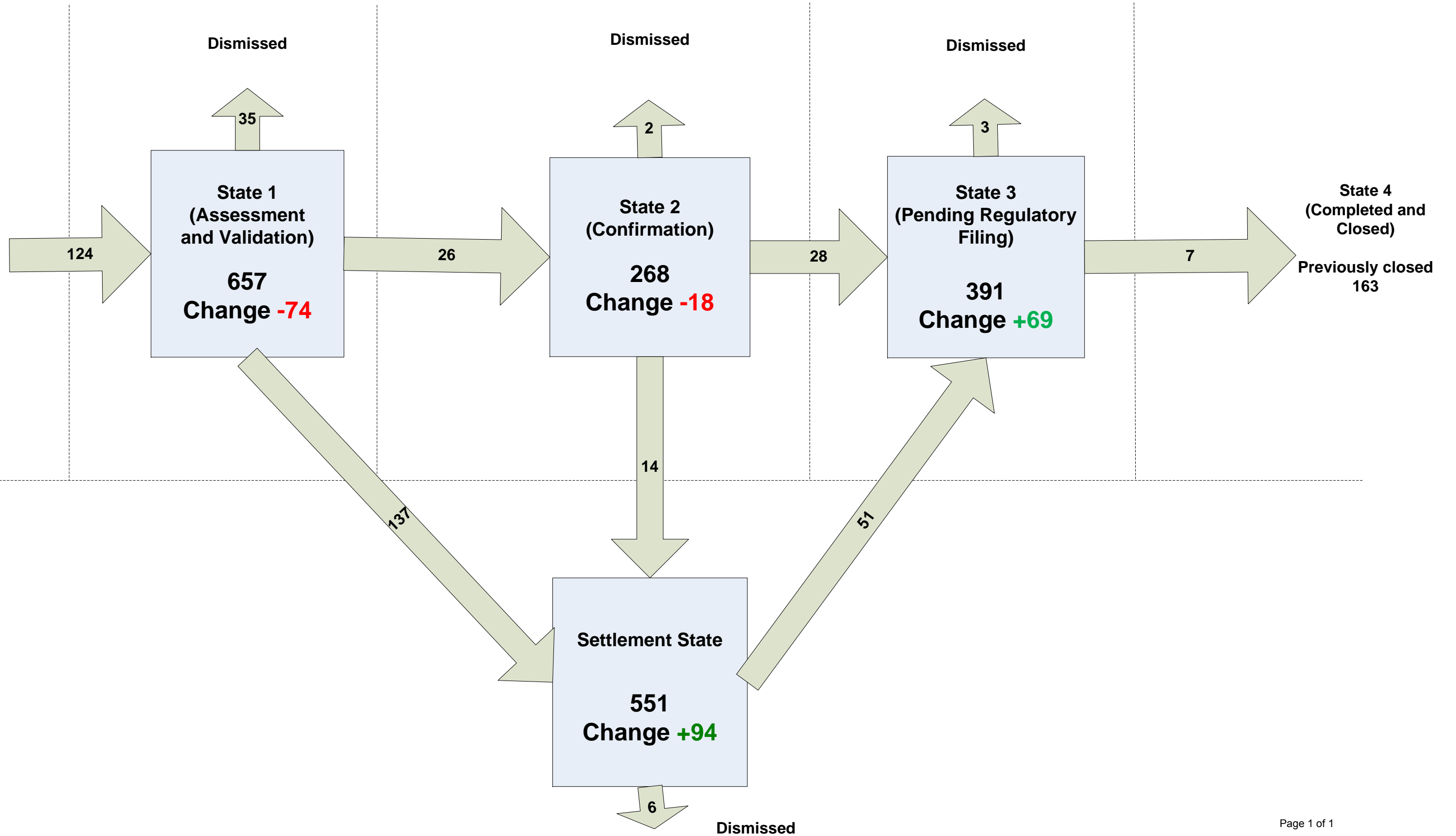
Definitions

- Substate A = Preliminary Notice of Alleged violation information has been received from the Region but no Initial Notice has been issued to FERC.
- Substate B = NERC is awaiting receipt of Notice of Alleged Violation Proposed Penalty or Sanction from the Region.
- Substate C = NERC has received Notice of Alleged Violation Proposed Penalty or Sanction and is awaiting acceptance, auto acceptance or contest.
- Substate D = Region received acceptance letter from Registered Entity, or 30 day clock expired and violation is Auto Accepted and is now Confirmed.
- Substate E = Region has received letter contesting violation from Registered Entity.
- Substate F = Region has received request for Hearing from Registered Entity.
- Substate G = NERC has received request for Appeal from Registered Entity.
- Substate H = NERC has received a Notice of Confirmed Violation from the Region.
- Substate I = Violation is Confirmed/Settled and a Notice of Penalty has been issued by NERC to Registered Entity and submitted to FERC.
- Substate J = Payment of Penalties, Fulfillment of Sanctions, Completion of Mitigation Plan, Exhaustion of Administrative and Judicial Remedies, and Fulfillment of Settlement terms have all been met and violation is closed.
- Substate K = Settlement negotiations are in progress.
- Substate L = NERC has received a Settlement Agreement from the Region.

* Includes new violations received through 7/31/2009.

Violation Process States

Snapshot comparison between July 1, 2009 and July 31, 2009



Pending Violations Summary by Process Steps FERC Enforceable Alleged Violations Summarized by State

Below is a breakdown, as of July 31, 2009, of the Compliance Monitoring and Enforcement Program (CMEP) Violation Process Steps summarized by State for the 2037 FERC enforceable violations.

	Assessment and Validation	Confirmation	Settlement	Pending Regulatory Filing	Completed and Closed	
Region						Total
FRCC	7	0	127	48	2	184
MRO	7	0	16	14	31	68
NPCC	10	0	27	18	13	68
RFC	45	0	80	19	2	146
SERC	59	0	64	46	94	263
SPP	39	3	17	42	5	106
TRE	19	0	17	10	23	69
WECC	468	265	203	194	0	1130
NERC	3	0	0	0	0	3
TOTAL	657	268	551	391	170	2037

* Includes new violations received through 7/31/2009.

Report Date: 8/3/2009

Summary of all Post June 18th Alleged Violations by Region

Below is a breakdown, as of July 31st, 2009 of the Compliance Monitoring and Enforcement (CMEP) alleged violation summary for all 2962 violations.

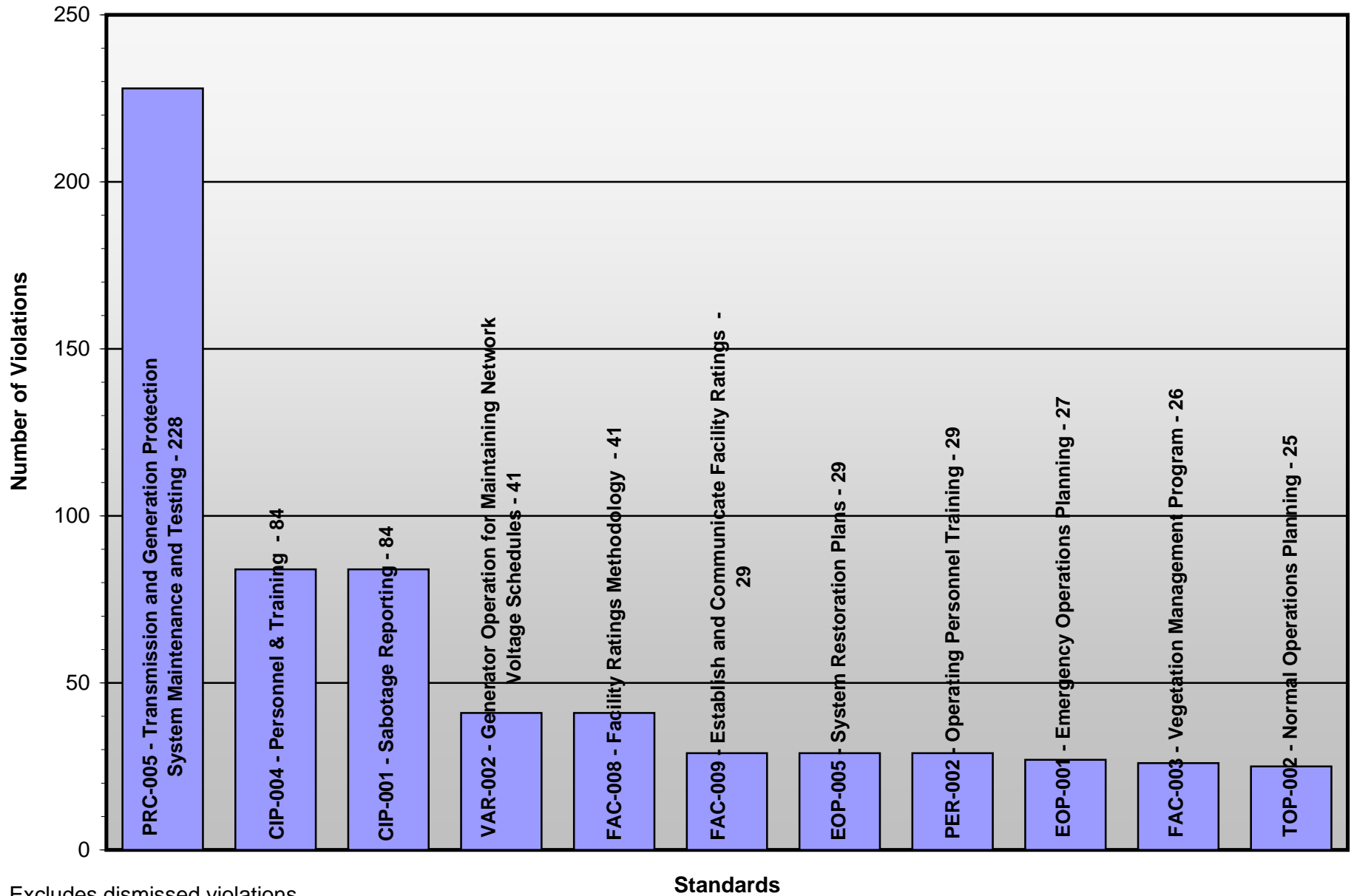
	Dismissed	Previously Closed	Newly Closed	FERC Enforceable			Total Canadian Violations	Total
				Total	Normalized by Registered Entity	% Non-Document Related		
FRCC	25	2	0	182	2.60	50%	0	209
MRO	27	25	6	37	0.32	57%	7	102
NPCC	9	13	0	55	0.21	31%	5	82
RFC	18	2	0	144	0.40	66%	0	164
SERC	43	94	0	169	0.75	56%	0	306
SPP	1	5	0	101	0.89	66%	0	107
TRE	4	22	1	46	0.21	83%	0	73
WECC	781	0	0	1130	2.40	54%	2	1913
NERC	3	0	0	3	1.00	100%	0	6
TOTAL	911	163	7	1867	1.02	56%	14	2962

Includes new violations received through 7/31/2009.

Report Date: 8/3/2009

**Top 11 FERC Enforceable Standards
(Submit Dates: 8/1/2008 thru 7/31/2009)**

Item F

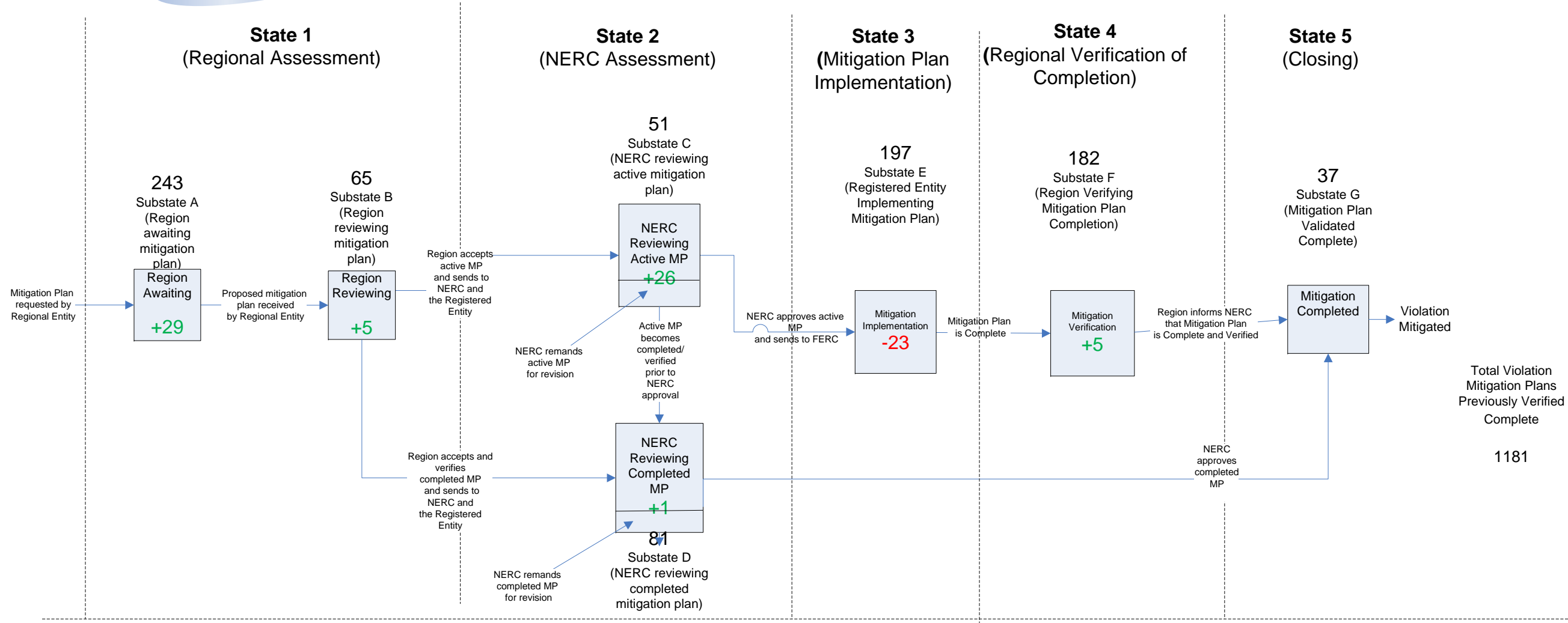


Excludes dismissed violations.

Report Date: 8/3/2009

Mitigation Process States and Underlying Process Substates

Snapshot comparison between July 1, 2009 and July 31, 2009



Total Violation Mitigation Plans Previously Verified Complete
1181

Mitigation Plans Process State Table — Active FERC Enforceable Alleged Violations

Below is a breakdown, as of July 31, 2009, of the Compliance Monitoring and Enforcement Program (CMEP) Mitigation Plan “state” summary for the 856 active violations.

Region	State 1 (Regional Assessment)		State 2 (NERC Assessment)			State 3 (Mitigation Plan Implementation)	State 4 (Regional Verification of Completion)	State 5 (Closing)	Total
	Substate A	Substate B	Substate C		Substate D	Substate E	Substate F	Substate G	
	Region Awaiting	Region Reviewing	Accepted MP Not Received from Region	NERC Reviewing Active MP	NERC Reviewing Completed MP	Registered Entity Implementation	Regional Verification of MP Completion	Mitigation Plan Validated Complete	
FRCC	21	3	0	15	2	8	36	1	86
MRO	15	0	0	0	1	1	1	1	19
NPCC	3	16	0	0	0	23	0	1	43
RFC	44	0	0	2	0	5	70	0	121
SERC	45	14	0	4	2	2	13	0	80
SPP	36	0	0	4	0	18	13	0	71
TRE	19	0	0	2	3	5	1	2	32
WECC	60	29	0	24	73	135	48	32	401
NERC	0	3	0	0	0	0	0	0	3
TOTAL	243	65	0	51	81	197	182	37	856
State Totals	308		132			197	182	37	

Definitions

- Substate A = Region is still awaiting receipt of mitigation plan from Registered Entity.
- Substate B = Region has received mitigation plan and is reviewing.
- Substate C = NERC has received mitigation plan and is reviewing. Also includes any mitigation plans not yet received by NERC.
- Substate D = Mitigation plan has been verified completed by the Region but is still awaiting approval by NERC.
- Substate E = Mitigation plan has been approved by NERC, and sent to FERC, but has not been completed.
- Substate F = Mitigation Plan has been completed per Registered Entity but is being verified by the Region.
- Substate G = Mitigation plan has been verified completed by Region, has been approved by NERC, and sent to FERC.

- Includes Mitigation Plans received through 7/31/2009.
- Mitigation information reported at the violation level.

Mitigation Plan Summary of Pre-June 18th Violations

Below is a breakdown of the remaining unmitigated pre-June 18th violations occurring between January 2006 and June 17, 2007, by Region, updated as of July 31, 2009.

	2007 Unmitigated		All Years	
	Target Date Past	Total 2007	Total Unmitigated	Under Verification
FRCC	1	1	1	5
MRO	0	0	0	0
NPCC	0	0	0	0
RFC	0	0	0	0
SERC	0	0	0	0
SPP	0	0	0	0
TRE	0	0	0	0
WECC	7	9	9	5
TOTAL	8	10	10	10

Definitions

Target Date Passed = Violations that are listed as “In Progress” or “To be determined” per the region’s linear spreadsheet that have an Estimated Mitigation Completion Date which has passed.

Report Date: 8/3/2009

Progress with Pre-June 18th Violation Mitigation Plans

