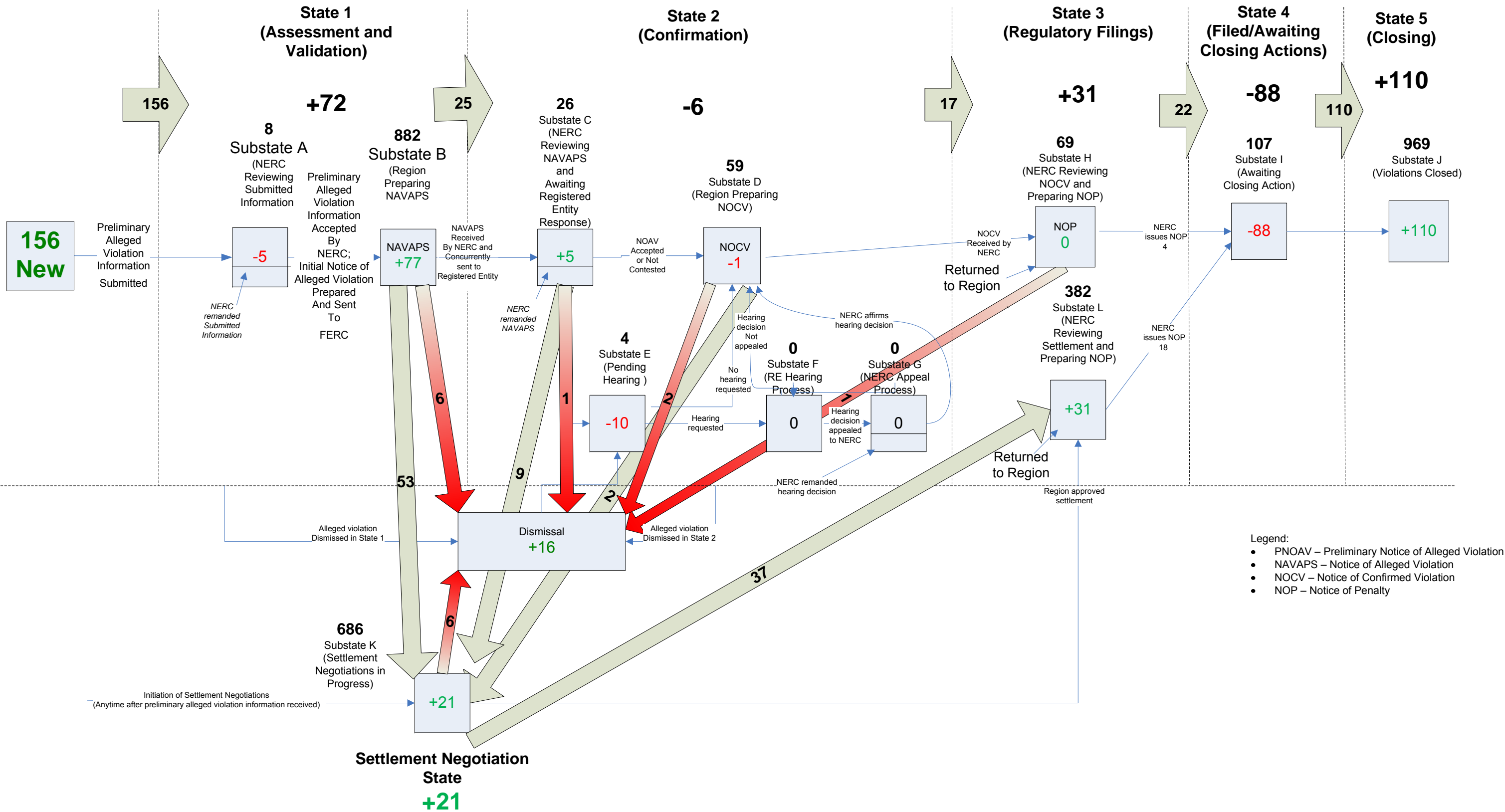


Violation Process States and Underlying Process Sub states

Snapshot comparison between April 1, 2010 and April 30, 2010

(ITEM A)



Violation Process State Summary Table — Active FERC Enforceable Alleged Violations

Below is a breakdown, as of April 30, 2010 of the Compliance Monitoring and Enforcement Program (CMEP) Violation “state” summary for the 3192 active violations.

Region (New)	State 1 (Assessment and Validation)		State 2 (Confirmation)					Settlement	State 3 (Regulatory Filings)		State 4 (Filed/Awaiting Closing Actions)	State 5 (Completed and Closed)	Total
	Substate A (NERC Reviewing)	Substate B (Region Preparing NAVAP)	Substate C (NERC Reviewing NAVAP and awaiting RE Response)	Substate D (Region Preparing NOCV)	Substate E (Pending Hearing)	Substate F (RE Hearing Process)	Substate G (NERC Appeal Process)	Substate K (Settlement Negotiations)	Substate H (NERC Reviewing NOCV)	Substate L (NERC Reviewing Settlement Agreement)	Substate I (NERC Issues NOP)	Substate J (Violation Closed)	
FRCC (14)	0	85	0	0	0	0	0	162	0	2	11	57	317
MRO (1)	0	26	0	0	0	0	0	17	1	12	0	48	104
NPCC (7)	0	28	0	12	0	0	0	45	2	0	10	31	128
RFC (70)	0	186	0	0	0	0	0	37	0	27	25	73	348
SERC (11)	0	206	0	0	0	0	0	52	0	50	18	145	471
SPP (15)	8	103	0	3	0	0	0	87	27	7	3	18	256
TRE (3)	0	19	0	2	0	0	0	18	3	1	3	25	71
WECC (30)	0	163	26	42	4	0	0	268	36	283	37	572	1431
NERC (5)	0	66	0	0	0	0	0	0	0	0	0	0	66
TOTAL (156)	8	882	26	59	4	0	0	686	69	382	107	969	3192
Percentage of Total	0.25%	27.63%	0.81%	1.85%	0.13%	0.00%	0.00%	21.49%	2.16%	11.97%	3.35%	30.36%	
State Totals	890		89					686	558		969		

Definitions

Substate A = Preliminary Notice of Alleged violation information has been received from the Region but no Initial Notice has been issued to FERC.

Substate B = NERC is awaiting receipt of Notice of Alleged Violation Proposed Penalty or Sanction from the Region.

Substate C = NERC has received Notice of Alleged Violation Proposed Penalty or Sanction and is awaiting acceptance, auto acceptance or contest.

Substate D = Region received acceptance letter from Registered Entity, or 30 day clock expired and violation is Auto Accepted and is now Confirmed.

Substate E = Region has received letter contesting violation from Registered Entity.

Substate F = Region has received request for Hearing from Registered Entity.

Substate G = NERC has received request for Appeal from Registered Entity.

Substate H = NERC has received a Notice of Confirmed Violation from the Region.

Substate I = Violation is Confirmed/Settled and a Notice of Penalty has been issued by NERC to Registered Entity and submitted to FERC.

Substate J = Payment of Penalties, Fulfillment of Sanctions, Completion of Mitigation Plan, Exhaustion of Administrative and Judicial Remedies, and Fulfillment of Settlement terms have all been met and violation is closed.

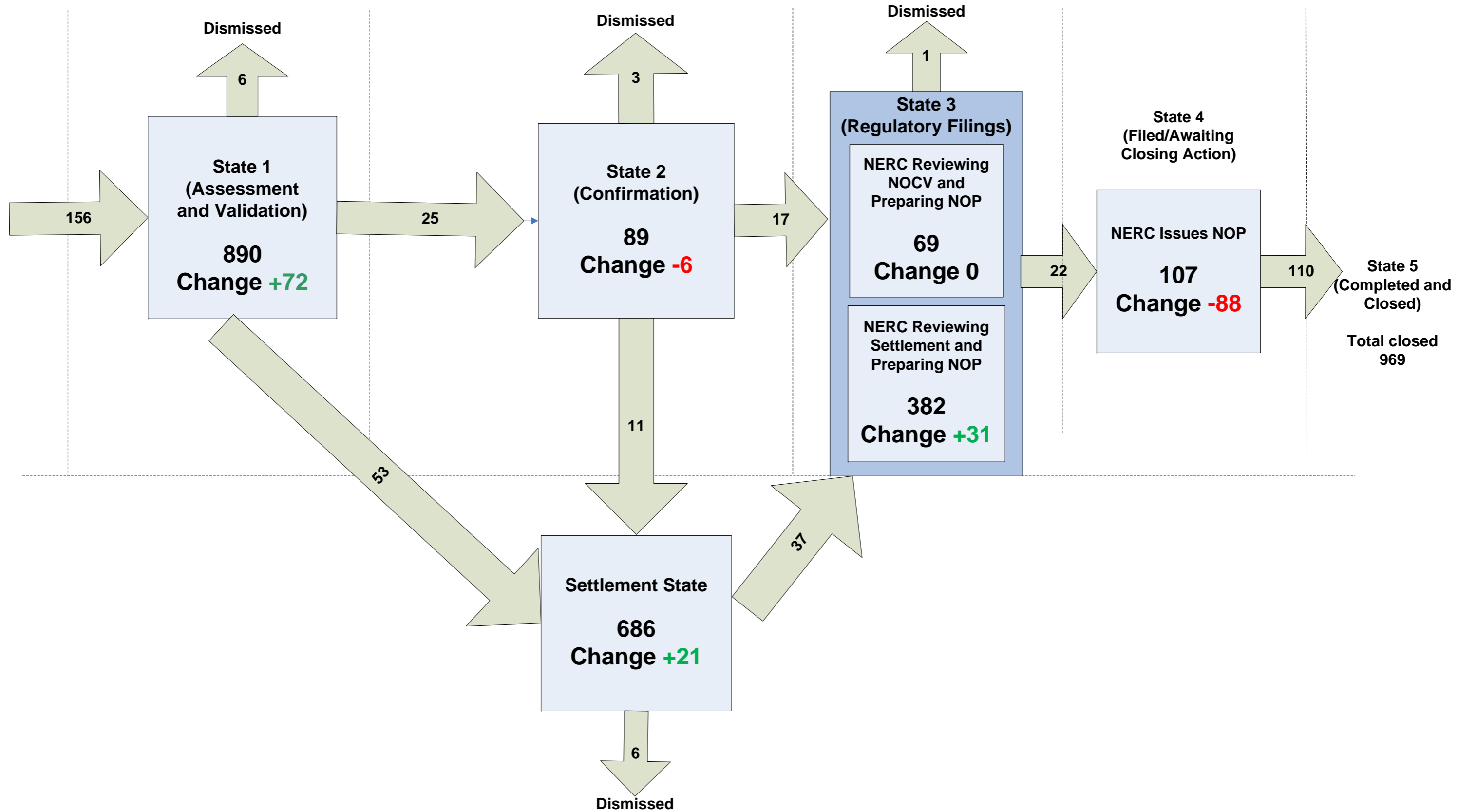
Substate K = Settlement negotiations are in progress.

Substate L = NERC has received a Settlement Agreement from the Region.

* Includes new violations received through 4/30/2010

Violation Process States

Snapshot comparison between April 1, 2010 and April 30, 2010



Pending Violations Summary by Process Steps FERC Enforceable Alleged Violations Summarized by State

Below is a breakdown, as of April 30, 2010, of the Compliance Monitoring and Enforcement Program (CMEP) Violation Process Steps summarized by State for the 3192 FERC enforceable violations.

	Assessment and Validation	Confirmation	Settlement	NERC Enforcement Actions	Awaiting Closing Actions	Completed and Closed	
Region							Total
FRCC	85	0	162	2	11	57	317
MRO	26	0	17	13	0	48	104
NPCC	28	12	45	2	10	31	128
RFC	186	0	37	27	25	73	348
SERC	206	0	52	50	18	145	471
SPP	111	3	87	34	3	18	256
TRE	19	2	18	4	3	25	71
WECC	163	72	268	319	37	572	1431
NERC	66	0	0	0	0	0	66
TOTAL	890	89	686	451	107	969	3192

* Includes new violations received through 4/30/2010.

Report Date: 5/4/2010

ITEM E

Summary of all Post June 18, 2007 Alleged Violations by Region

Below is a breakdown, as of April 30, 2010 of the Compliance Monitoring and Enforcement (CMEP) alleged violation summary for all 4345 violations.

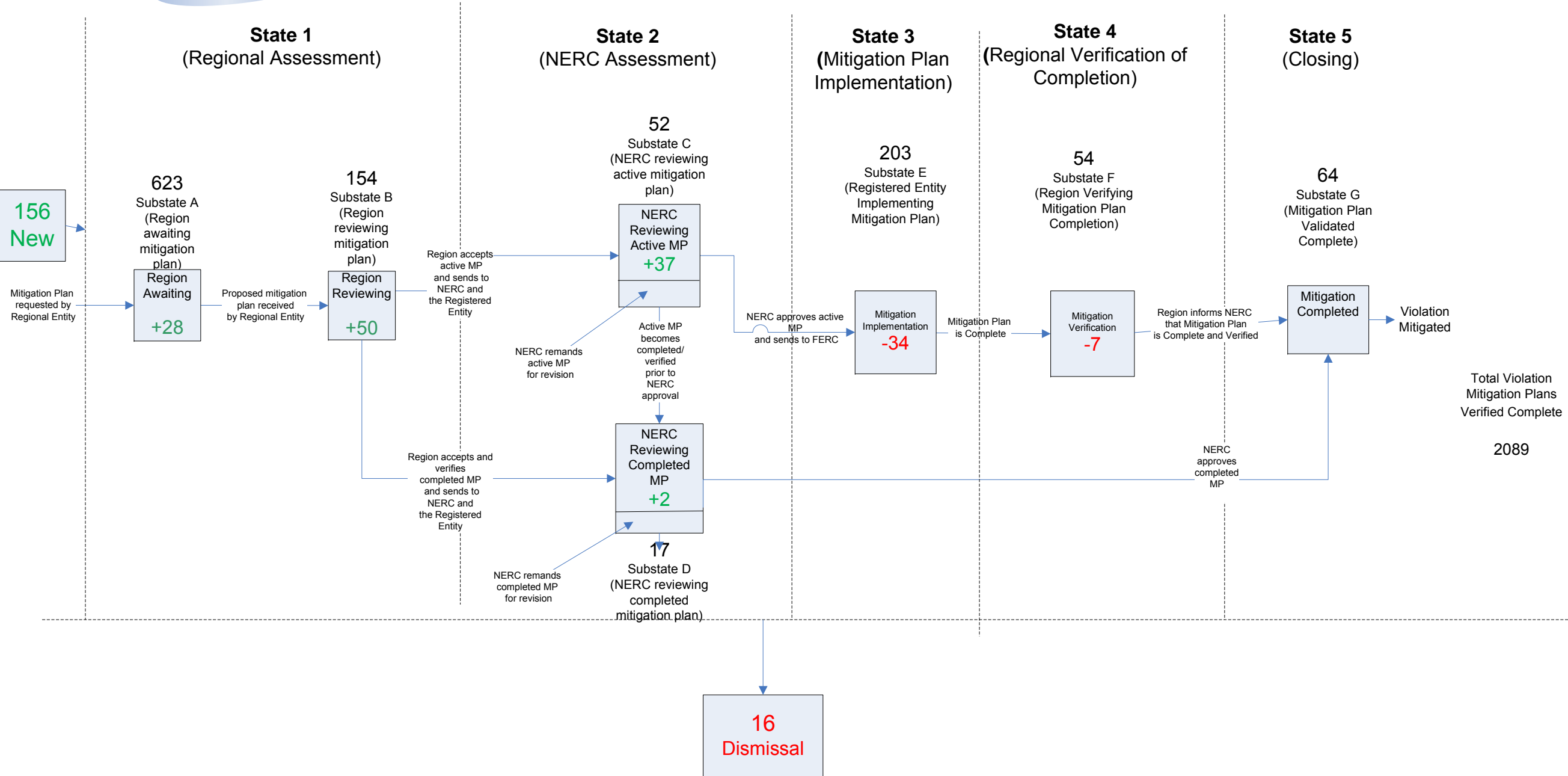
	Dismissed	Previously Closed	Newly Closed	FERC Enforceable			Total Canadian Violations	Total
				Total	Normalized by Registered Entity	% Non-Document Related		
FRCC	49	57	0	260	3.61	64%	0	366
MRO	41	47	1	56	0.46	48%	7	152
NPCC	16	29	2	97	0.33	52%	8	152
RFC	25	40	33	275	0.75	74%	0	373
SERC	61	142	3	326	1.41	53%	0	532
SPP	12	18	0	238	1.89	60%	0	268
TRE	20	25	0	46	0.21	61%	0	91
WECC	903	501	71	859	1.85	55%	0	2334
NERC	11	0	0	66	22.00	77%	0	77
TOTAL	1138	859	110	2223	1.18	59%	15	4345

Includes new violations received through 4/30/2010.

Report Date: 5/4/2010

Mitigation Process States and Underlying Process Substates

Snapshot comparison between April 1, 2010 and April 30, 2010



Mitigation Plans Process State Table — Active FERC Enforceable Alleged Violations

Below is a breakdown, as of April 30, 2010, of the Compliance Monitoring and Enforcement Program (CMEP) Mitigation Plan “state” summary for the 1167 active violations.

Region	State 1 (Regional Assessment)		State 2 (NERC Assessment)			State 3 (Mitigation Plan Implementation)	State 4 (Regional Verification of Completion)	State 5 (Closing)	Total
	Substate A	Substate B	Substate C		Substate D	Substate E	Substate F	Substate G	
	Region Awaiting	Region Reviewing	Accepted MP Not Received from Region	NERC Reviewing Active MP	NERC Reviewing Completed MP	Registered Entity Implementation	Regional Verification of MP Completion	Mitigation Plan Validated Complete	
FRCC	49	22	0	16	8	20	6	2	123
MRO	22	0	0	2	1	4	1	0	30
NPCC	16	17	0	4	0	15	2	0	54
RFC	155	0	0	4	0	25	7	25	216
SERC	134	79	0	1	0	13	9	16	252
SPP	117	0	0	10	0	34	2	7	170
TRE	12	1	0	0	0	10	0	0	23
WECC	56	31	0	15	8	82	27	14	233
NERC	62	4	0	0	0	0	0	0	66
TOTAL	623	154	0	52	17	203	54	64	1167
State Totals	777		69			203	54	64	

Definitions

- Substate A = Region is still awaiting receipt of mitigation plan from Registered Entity.
- Substate B = Region has received mitigation plan and is reviewing.
- Substate C = NERC has received mitigation plan and is reviewing. Also includes any mitigation plans not yet received by NERC.
- Substate D = Mitigation plan has been verified completed by the Region but is still awaiting approval by NERC.
- Substate E = Mitigation plan has been approved by NERC, and sent to FERC, but has not been completed.
- Substate F = Mitigation Plan has been completed per Registered Entity but is being verified by the Region.
- Substate G = Mitigation plan has been verified completed by Region, has been approved by NERC, and sent to FERC.

- Includes Mitigation Plans received through 4/30/2010.
- Mitigation information reported at the violation level.