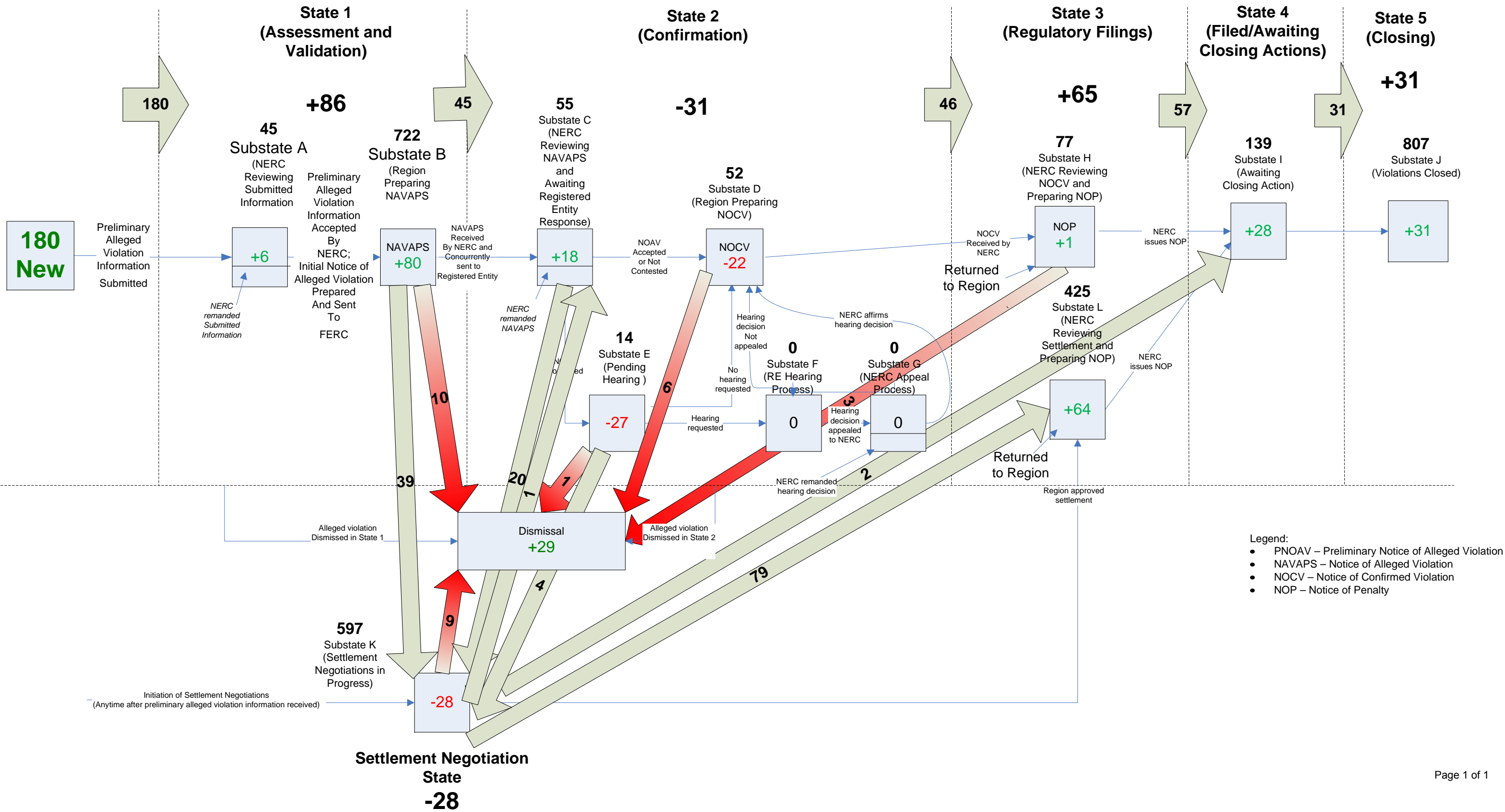


Violation Process States and Underlying Process Sub states

Snapshot comparison between February 1, 2010 and February 28, 2010



Violation Process State Summary Table — Active FERC Enforceable Alleged Violations

Item 8.B

Below is a breakdown, as of February 28, 2010 of the Compliance Monitoring and Enforcement Program (CMEP) Violation “state” summary for the 2933 active violations.

Region (New)	State 1 (Assessment and Validation)		State 2 (Confirmation)					Settlement	State 3 (Regulatory Filings)		State 4 Filed/Awaiting Closing Action	State 5 (Closed)	Total
	Substate A (NERC Reviewing)	Substate B (Region Preparing NAVAP)	Substate C (NERC Reviewing NAVAP and awaiting RE Response)	Substate D (Region Preparing NOCV)	Substate E (Pending Hearing)	Substate F (RE Hearing Process)	Substate G (NERC Appeal Process)	Substate K (Settlement Negotiations)	Substate H (NERC Reviewing NOCV)	Substate L (NERC Reviewing Settlement Agreement)	Substate I (Awaiting Closing Action)	Substate J (Violation Closed)	
FRCC (27)	3	73	0	0	0	0	0	155	0	2	9	57	299
MRO (12)	0	43	0	0	0	0	0	9	2	9	5	43	111
NPCC (12)	7	19	13	2	0	0	0	34	0	10	2	29	116
RFC (45)	16	102	0	0	0	0	0	26	0	42	36	40	262
SERC (52)	2	203	0	0	0	0	0	26	0	65	27	121	444
SPP (4)	2	75	3	3	0	0	0	72	26	7	0	18	206
TRE (4)	4	12	0	2	0	0	0	17	3	1	2	25	66
WECC (24)	11	151	39	45	14	0	0	258	46	289	58	474	1385
NERC	0	44	0	0	0	0	0	0	0	0	0	0	44
TOTAL (180)	45	722	55	52	14	0	0	597	77	425	139	807	2933
Percentage of Total	1.53%	24.62%	1.88%	1.77%	0.48%	0.00%	0.00%	20.35%	2.63%	14.49%	4.74%	27.51%	
State Totals	767		121					597	502		139	807	

Definitions

Substate A = Preliminary Alleged violation information has been received from the Region but no Initial Notice has been issued to FERC.

Substate B = NERC is awaiting receipt of Notice of Alleged Violation Proposed Penalty or Sanction from the Region.

Substate C = NERC has received Notice of Alleged Violation Proposed Penalty or Sanction and is awaiting acceptance, auto acceptance or contest.

Substate D = Region received acceptance letter from Registered Entity, or 30 day clock expired and violation is Auto Accepted and is now Confirmed.

Substate E = Region has received letter contesting violation from Registered Entity.

Substate F = Region has received request for Hearing from Registered Entity.

Substate G = NERC has received request for Appeal from Registered Entity.

Substate H = NERC has received a Notice of Confirmed Violation from the Region.

Substate I = Violation is Confirmed/Settled and a Notice of Penalty has been issued by NERC to Registered Entity and submitted to FERC.

Substate J = Payment of Penalties, Fulfillment of Sanctions, Completion of Mitigation Plan, Exhaustion of Administrative and Judicial Remedies, and Fulfillment of Settlement terms have all been met and violation is closed.

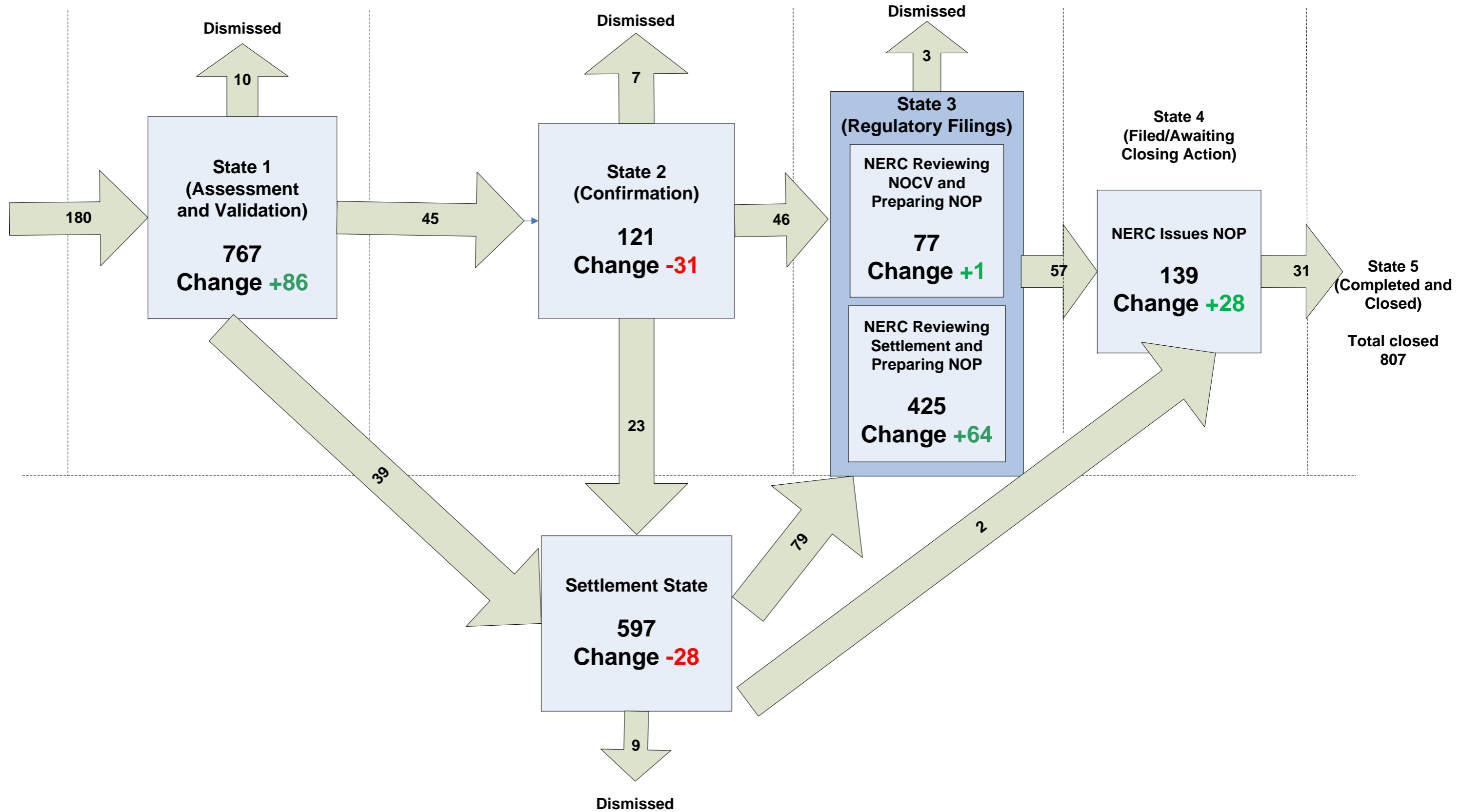
Substate K = Settlement negotiations are in progress.

Substate L = NERC has received a Settlement Agreement from the Region.

* Includes new violations received through 2/28/2010.

Violation Process States

Snapshot comparison between February 1, 2010 and February 28, 2010



Pending Violations Summary by Process Steps FERC Enforceable Alleged Violations Summarized by State

Below is a breakdown, as of February 28, 2010, of the Compliance Monitoring and Enforcement Program (CMEP) Violation Process Steps summarized by State for the 2933 FERC enforceable violations.

	Assessment and Validation	Confirmation	Settlement	NERC Enforcement Actions	Awaiting Closing Actions	Completed and Closed	
Region							Total
FRCC	76	0	155	2	9	57	299
MRO	43	0	9	11	5	43	111
NPCC	26	15	34	10	2	29	116
RFC	118	0	26	42	36	40	262
SERC	205	0	26	65	27	121	444
SPP	77	6	72	33	0	18	206
TRE	16	2	17	4	2	25	66
WECC	162	98	258	335	58	474	1385
NERC	44	0	0	0	0	0	44
TOTAL	767	121	597	502	139	807	2933

* Includes new violations received through 2/28/2010.

Report Date: 3/3/2010

Summary of all Post June 18, 2007 Alleged Violations by Region

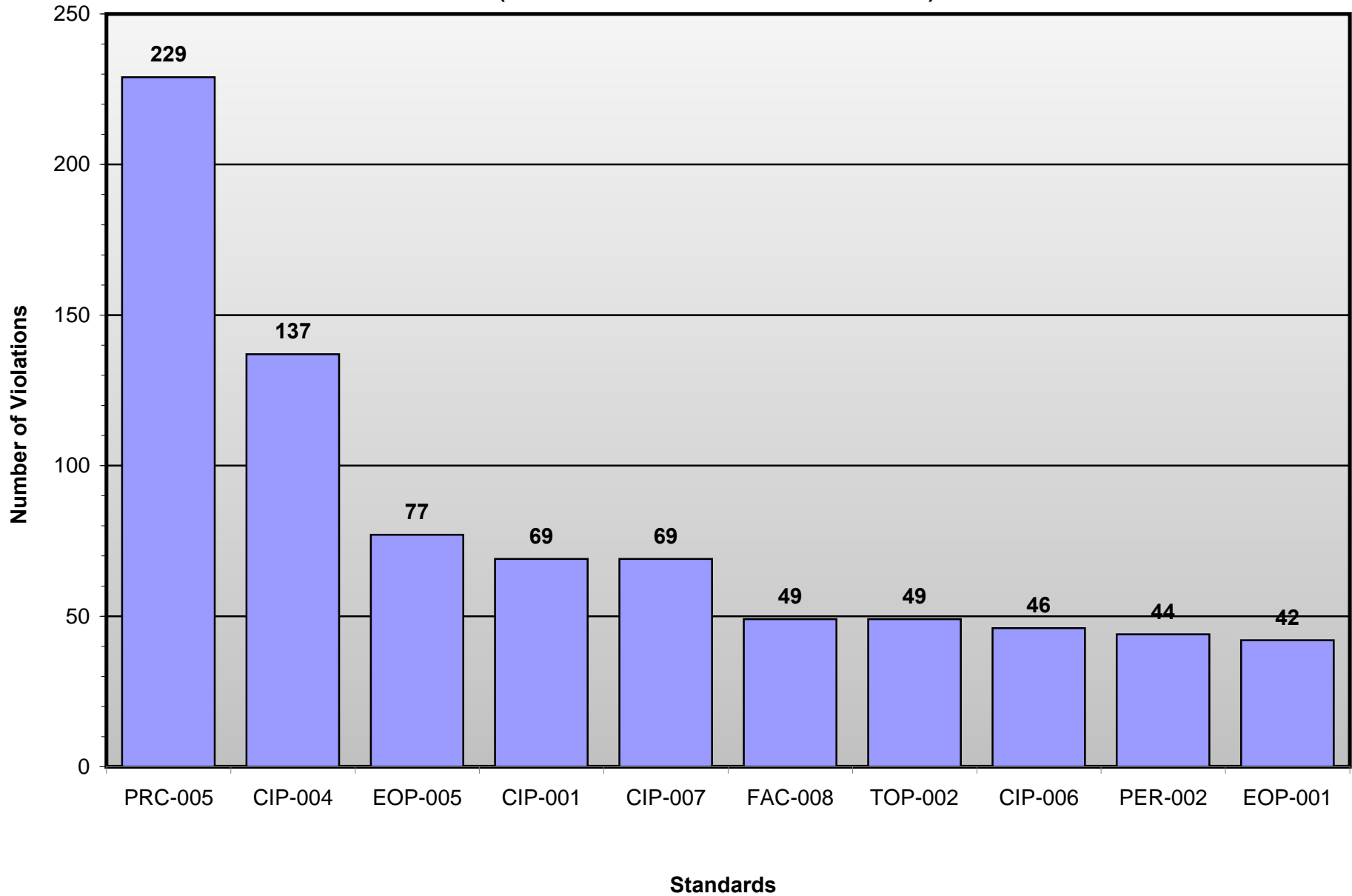
Below is a breakdown, as of February 28, 2010 of the Compliance Monitoring and Enforcement (CMEP) alleged violation summary for all 4036 violations.

	Dismissed	Previously Closed	Newly Closed	FERC Enforceable			Total Canadian Violations	Total
				Total	Normalized by Registered Entity	% Non-Document Related		
FRCC	44	57	0	242	3.36	64%	0	343
MRO	32	43	0	68	0.55	60%	7	150
NPCC	13	17	12	87	0.30	52%	8	137
RFC	25	40	0	222	0.61	75%	0	287
SERC	58	112	9	323	1.40	51%	0	502
SPP	6	18	0	188	1.49	61%	0	212
TRE	20	25	0	41	0.19	66%	0	86
WECC	877	464	10	911	1.96	57%	2	2264
NERC	11	0	0	44	14.67	89%	0	55
TOTAL	1086	776	31	2126	1.12	60%	17	4036

Includes new violations received through 2/28/2010.

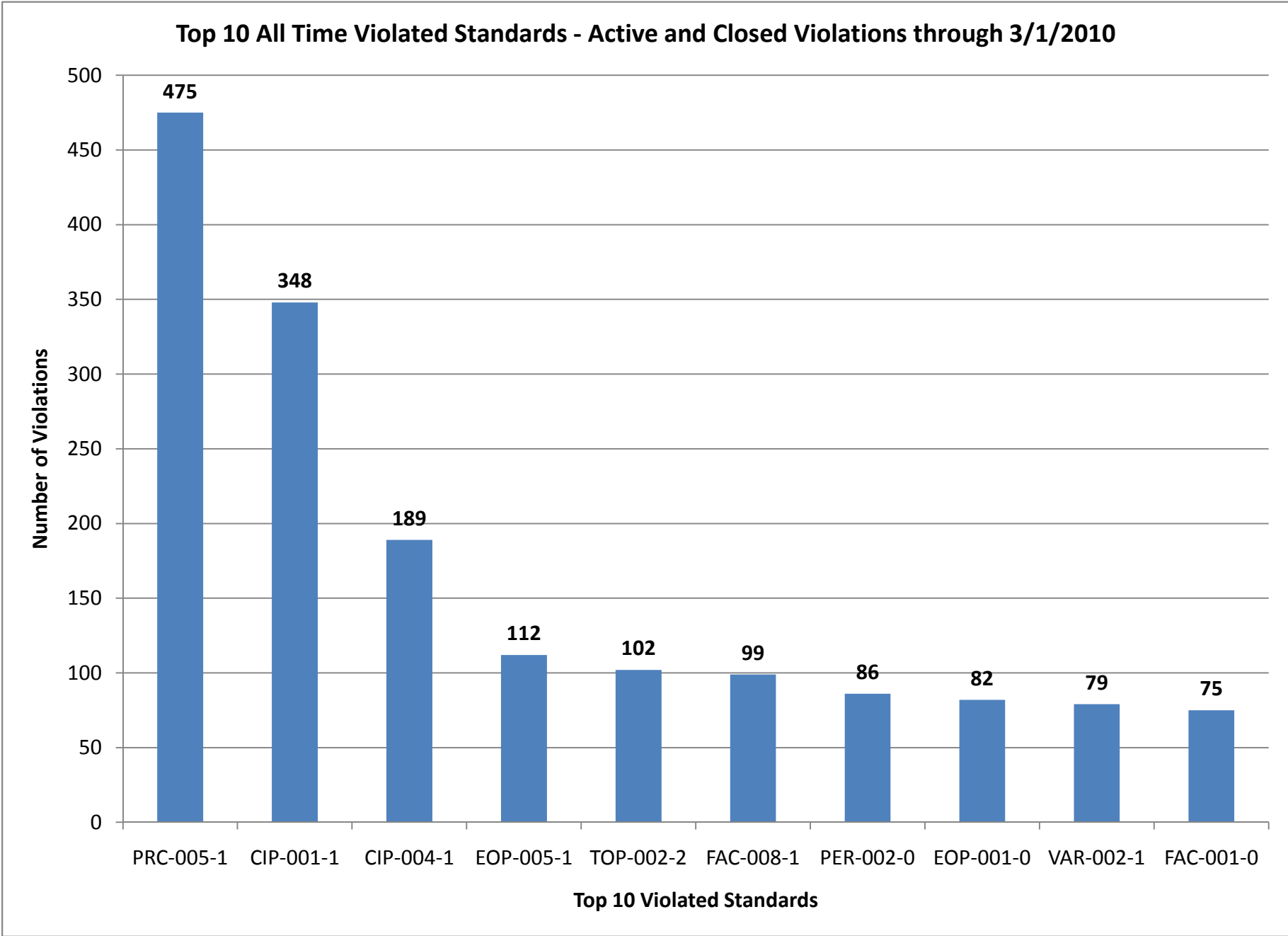
Report Date: 3/3/2010

Top 10 FERC Enforceable Standards (Submit Dates: 3/1/2009 thru 2/28/2010)



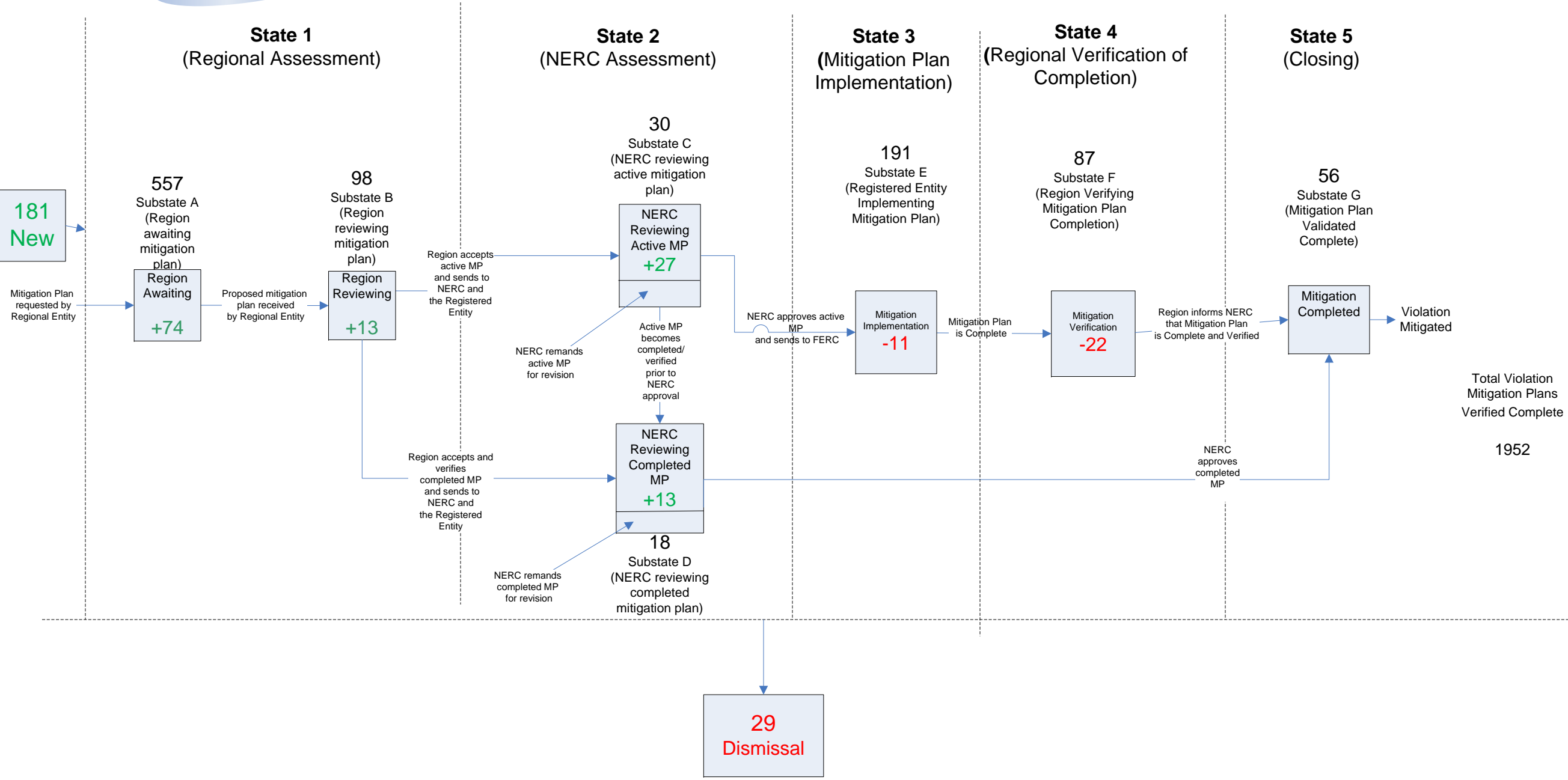
Excludes dismissed violations.

Report Date: 3/3/2010



Mitigation Process States and Underlying Process Substates

Snapshot comparison between February 1, 2010 and February 28, 2010



Mitigation Plans Process State Table — Active FERC Enforceable Alleged Violations

Below is a breakdown, as of February 28, 2010, of the Compliance Monitoring and Enforcement Program (CMEP) Mitigation Plan “state” summary for the 1037 active violations.

Region	State 1 (Regional Assessment)		State 2 (NERC Assessment)			State 3 (Mitigation Plan Implementation)	State 4 (Regional Verification of Completion)	State 5 (Closing)	Total
	Substate A	Substate B	Substate C		Substate D	Substate E	Substate F	Substate G	
	Region Awaiting	Region Reviewing	Accepted MP Not Received from Region	NERC Reviewing Active MP	NERC Reviewing Completed MP	Registered Entity Implementation	Regional Verification of MP Completion	Mitigation Plan Validated Complete	
FRCC	48	28	0	1	6	19	9	22	133
MRO	31	0	0	0	1	8	1	6	47
NPCC	37	0	0	6	0	0	0	8	51
RFC	85	0	0	10	0	23	12	0	130
SERC	156	34	0	6	2	14	15	3	230
SPP	96	0	0	4	0	27	13	7	147
TRE	10	3	0	1	0	0	6	1	21
WECC	54	29	0	2	9	100	31	9	234
NERC	40	4	0	0	0	0	0	0	44
TOTAL	557	98	0	30	18	191	87	56	1037
State Totals	655		48			191	87	56	

Definitions

Substate A = Region is still awaiting receipt of mitigation plan from Registered Entity.

Substate B = Region has received mitigation plan and is reviewing.

Substate C = NERC has received mitigation plan and is reviewing. Also includes any mitigation plans not yet received by NERC.

Substate D = Mitigation plan has been verified completed by the Region but is still awaiting approval by NERC.

Substate E = Mitigation plan has been approved by NERC, and sent to FERC, but has not been completed.

Substate F = Mitigation Plan has been completed per Registered Entity but is being verified by the Region.

Substate G = Mitigation plan has been verified completed by Region, has been approved by NERC, and sent to FERC.

- Includes Mitigation Plans received through 2/28/2010.
- Mitigation information reported at the violation level.