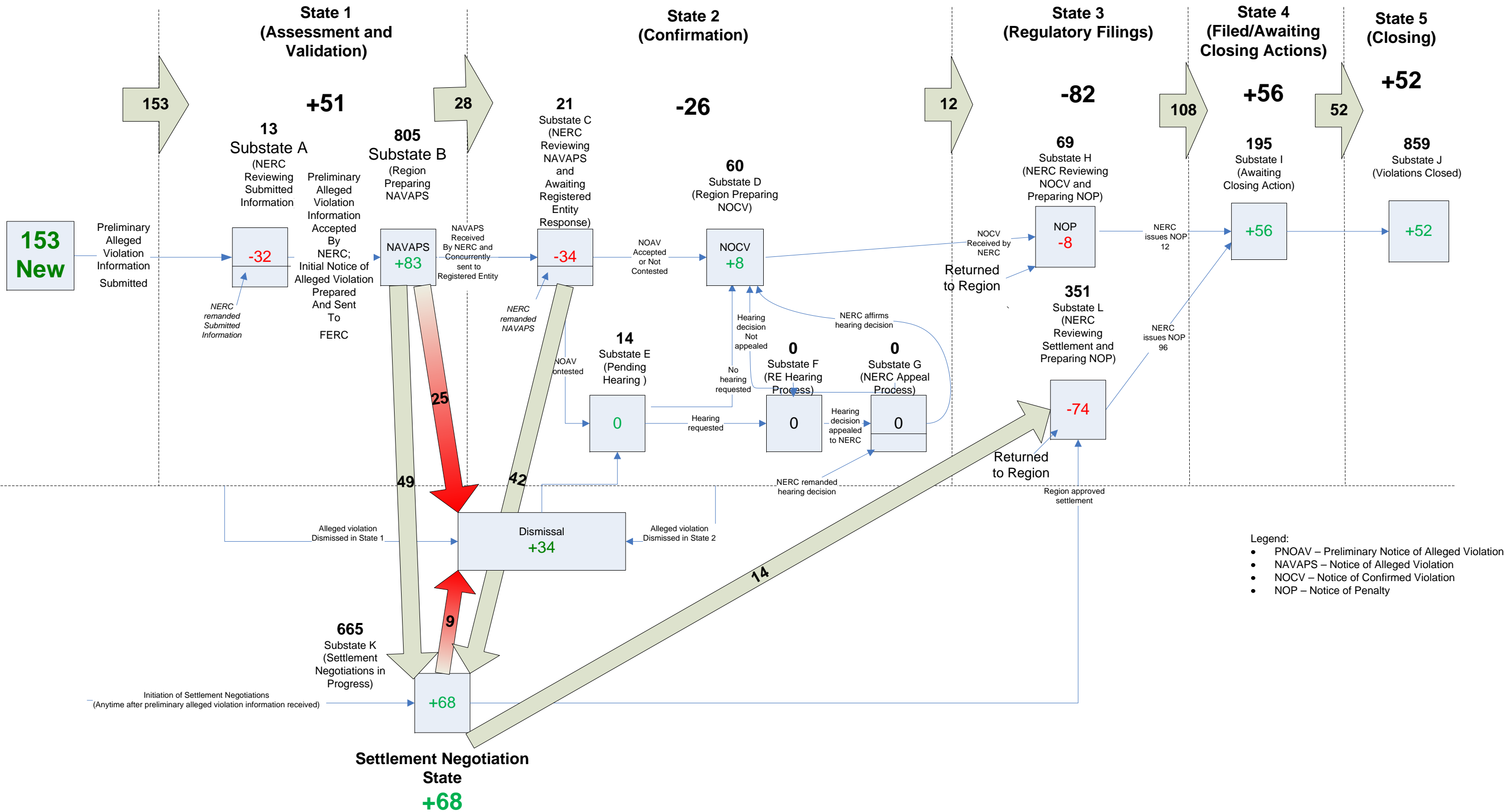


Violation Process States and Underlying Process Sub states

Snapshot comparison between March 1, 2010 and March 31, 2010



Violation Process State Summary Table — FERC Enforceable Alleged Violations

Below is a breakdown, as of March 31, 2010 of the Compliance Monitoring and Enforcement Program (CMEP) Violation “state” summary for the 3052 FERC enforceable violations.

Region (New)	State 1 (Assessment and Validation)		State 2 (Confirmation)					Settlement	State 3 (Regulatory Filings)			State 4 (Closed)	Total
	Substate A (NERC Reviewing)	Substate B (Region Preparing NAVAP)	Substate C (NERC Reviewing NAVAP and awaiting RE Response)	Substate D (Region Preparing NOCV)	Substate E (Pending Hearing)	Substate F (RE Hearing Process)	Substate G (NERC Appeal Process)		Substate H (NERC Reviewing NOCV)	Substate L (NERC Reviewing Settlement Agreement)	Substate I (NERC Issues NOP)		
FRCC (9)	0	74	0	0	0	0	0	164	0	3	10	57	308
MRO (1)	1	34	0	0	0	0	0	12	2	9	1	47	106
NPCC (8)	0	28	6	6	0	0	0	39	2	4	8	29	122
RFC (16)	0	117	0	0	0	0	0	41	0	28	52	40	278
SERC (19)	0	210	0	0	0	0	0	39	0	50	21	142	462
SPP (41)	9	109	0	5	0	0	0	69	27	7	1	18	245
TRE (2)	0	17	0	2	0	0	0	18	3	0	3	25	68
WECC (40)	3	155	15	47	14	0	0	283	35	250	99	501	1402
NERC (17)	0	61	0	0	0	0	0	0	0	0	0	0	61
TOTAL (153)	13	805	21	60	14	0	0	665	69	351	195	859	3052
Percentage of Total	0.43%	26.38%	0.69%	1.97%	0.46%	0.00%	0.00%	21.79%	2.26%	11.50%	6.39%	28.15%	
State Totals	818		95					665	615			859	

Definitions

Substate A = Preliminary Notice of Alleged violation information has been received from the Region but no Initial Notice has been issued to FERC.

Substate B = NERC is awaiting receipt of Notice of Alleged Violation Proposed Penalty or Sanction from the Region.

Substate C = NERC has received Notice of Alleged Violation Proposed Penalty or Sanction and is awaiting acceptance, auto acceptance or contest.

Substate D = Region received acceptance letter from Registered Entity, or 30 day clock expired and violation is Auto Accepted and is now Confirmed.

Substate E = Region has received letter contesting violation from Registered Entity.

Substate F = Region has received request for Hearing from Registered Entity.

Substate G = NERC has received request for Appeal from Registered Entity.

Substate H = NERC has received a Notice of Confirmed Violation from the Region.

Substate I = Violation is Confirmed/Settled and a Notice of Penalty has been issued by NERC to Registered Entity and submitted to FERC.

Substate J = Payment of Penalties, Fulfillment of Sanctions, Completion of Mitigation Plan, Exhaustion of Administrative and Judicial Remedies, and Fulfillment of Settlement terms have all been met and violation is closed.

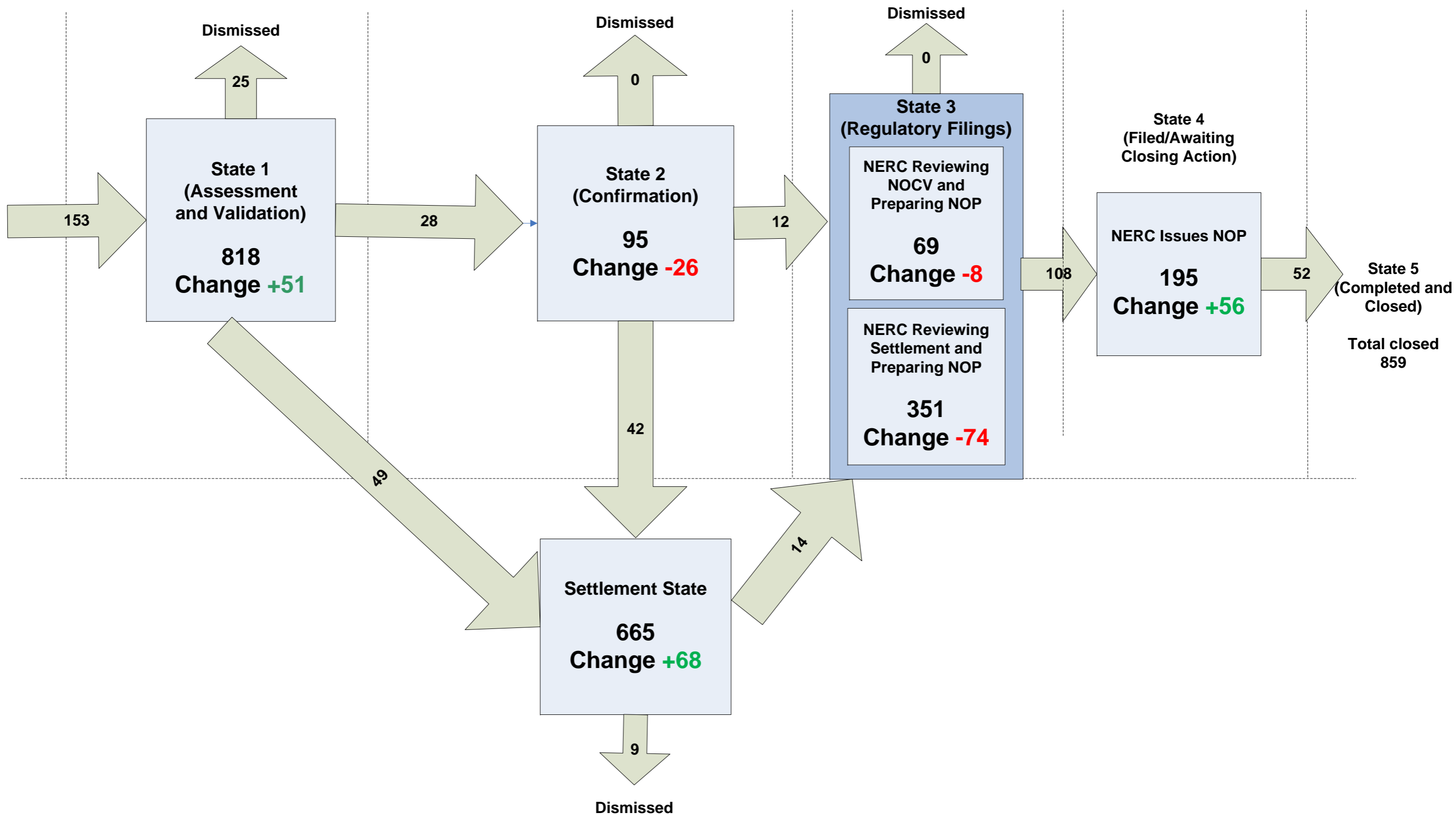
Substate K = Settlement negotiations are in progress.

Substate L = NERC has received a Settlement Agreement from the Region.

* Includes new violations received through 3/31/2010.

Violation Process States

Snapshot comparison between March 1, 2010 and March 31, 2010



Pending Violations Summary by Process Steps FERC Enforceable Alleged Violations Summarized by State

Below is a breakdown, as of March 31, 2010, of the Compliance Monitoring and Enforcement Program (CMEP) Violation Process Steps summarized by State for the 3052 FERC enforceable violations.

	Assessment and Validation	Confirmation	Settlement	NERC Enforcement Actions	Awaiting Closing Actions	Completed and Closed	
Region							Total
FRCC	74	0	164	3	10	57	308
MRO	35	0	12	11	1	47	106
NPCC	28	12	39	6	8	29	122
RFC	117	0	41	28	52	40	278
SERC	210	0	39	50	21	142	462
SPP	118	5	69	34	1	18	245
TRE	17	2	18	3	3	25	68
WECC	158	76	283	285	99	501	1402
NERC	61	0	0	0	0	0	61
TOTAL	818	95	665	420	195	859	3052

* Includes new violations received through 3/31/2010.

Report Date: 4/5/2010

Summary of all Post June 18, 2007 Alleged Violations by Region

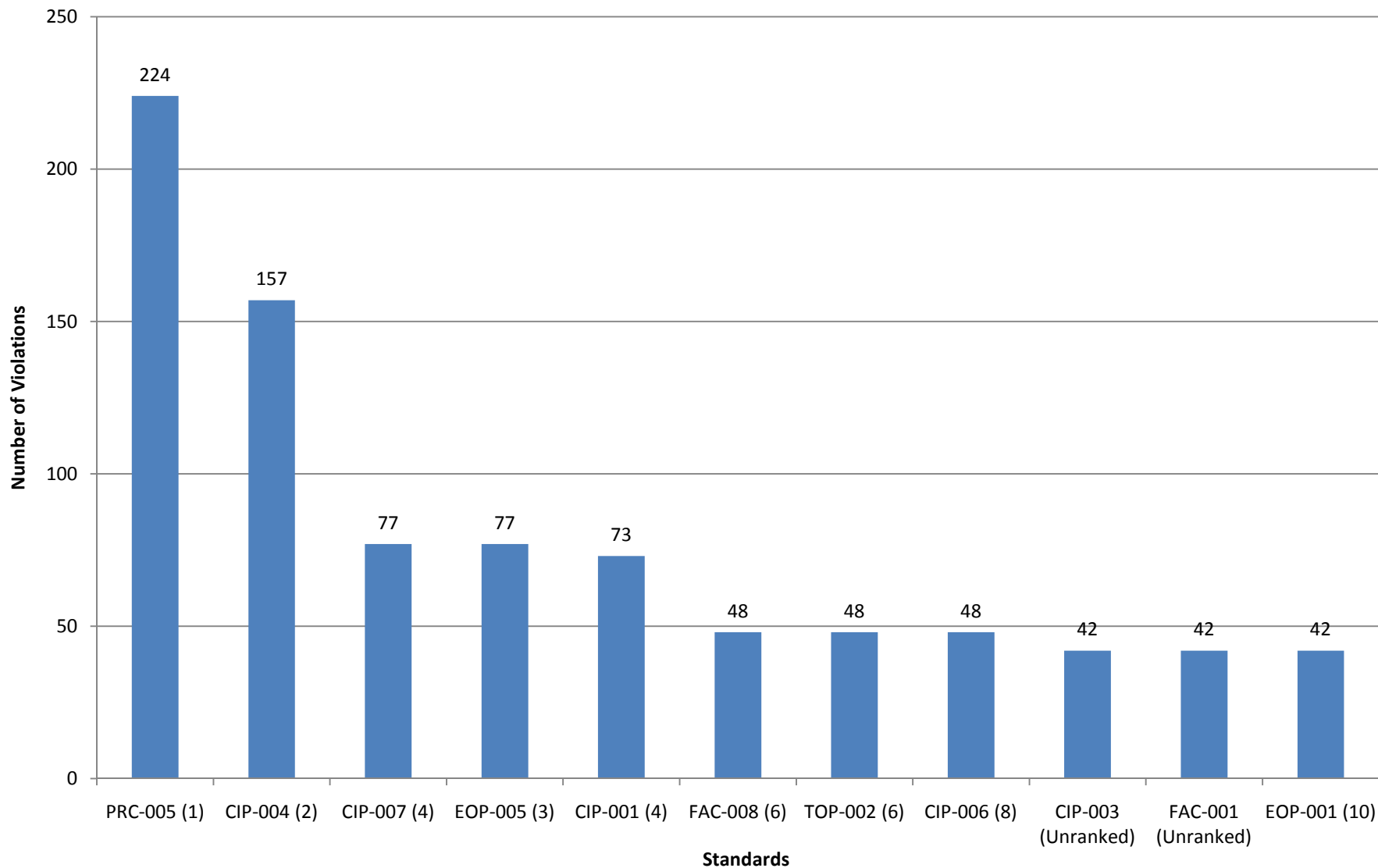
Below is a breakdown, as of March 31, 2010 of the Compliance Monitoring and Enforcement (CMEP) alleged violation summary for all 4189 violations.

	Dismissed	Previously Closed	Newly Closed	FERC Enforceable			Total Canadian Violations	Total
				Total	Normalized by Registered Entity	% Non-Document Related		
FRCC	44	57	0	251	3.49	65%	0	352
MRO	38	43	4	59	0.48	53%	7	151
NPCC	15	29	0	93	0.32	49%	8	145
RFC	25	40	0	238	0.65	75%	0	303
SERC	59	121	21	320	1.39	53%	0	521
SPP	8	18	0	227	1.80	60%	0	253
TRE	20	25	0	43	0.20	63%	0	88
WECC	902	474	27	901	1.94	57%	0	2304
NERC	11	0	0	61	20.33	80%	0	72
TOTAL	1122	807	52	2193	1.16	60%	15	4189

Includes new violations received through 3/31/2010.

Report Date: 4/5/2010

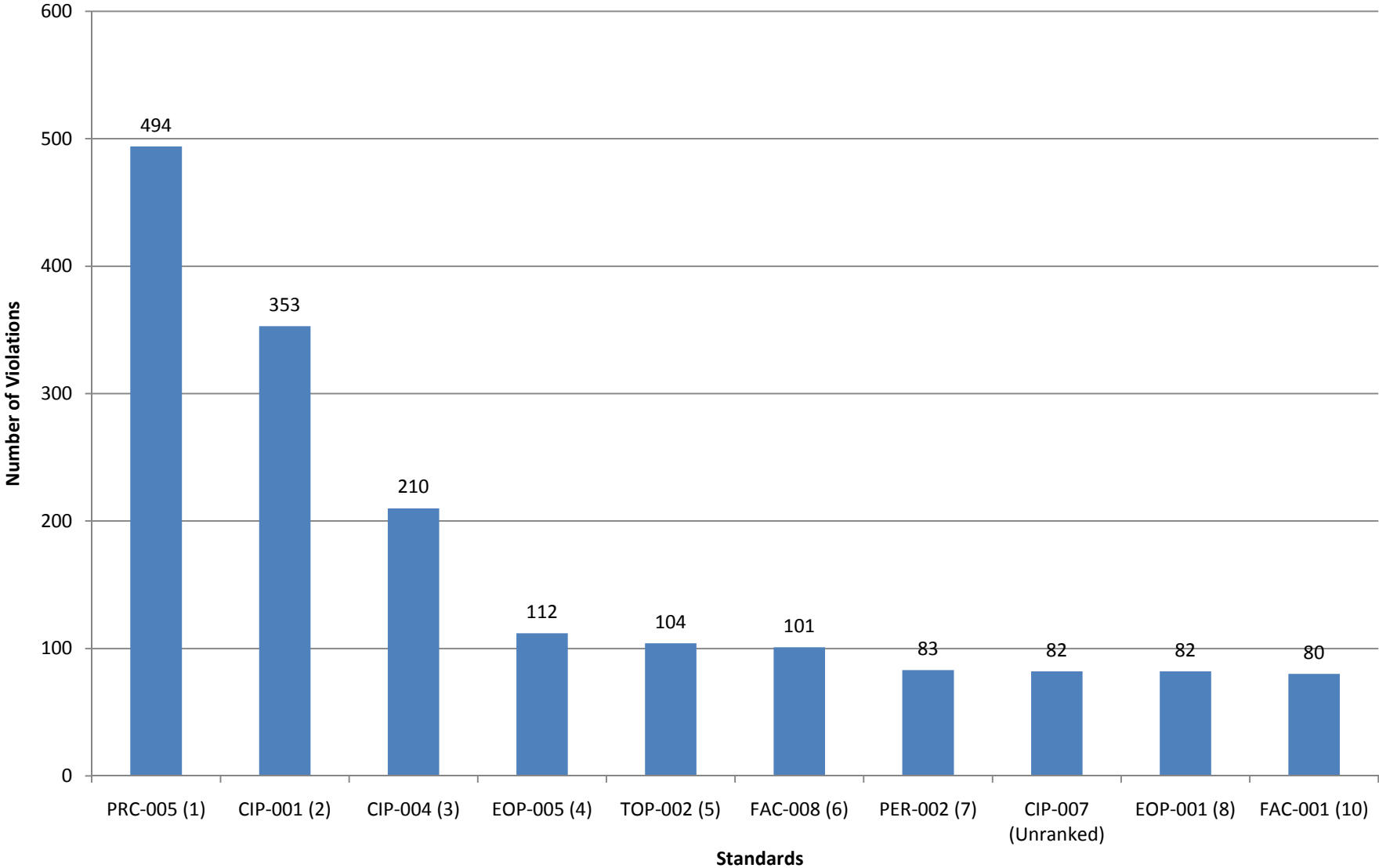
Top 10 FERC Enforceable Standards - Rolling 12 Months Submit dates: 4/1/2009 thru 3/31/2010



Analysis Complete: PRC-005, CIP-004, FAC-008, FAC-009

Numbers in Parenthesis () Indicate Previous Months Ranking

Top 10 All Time Violated Standards Active + Closed Violations thru 4/1/2010

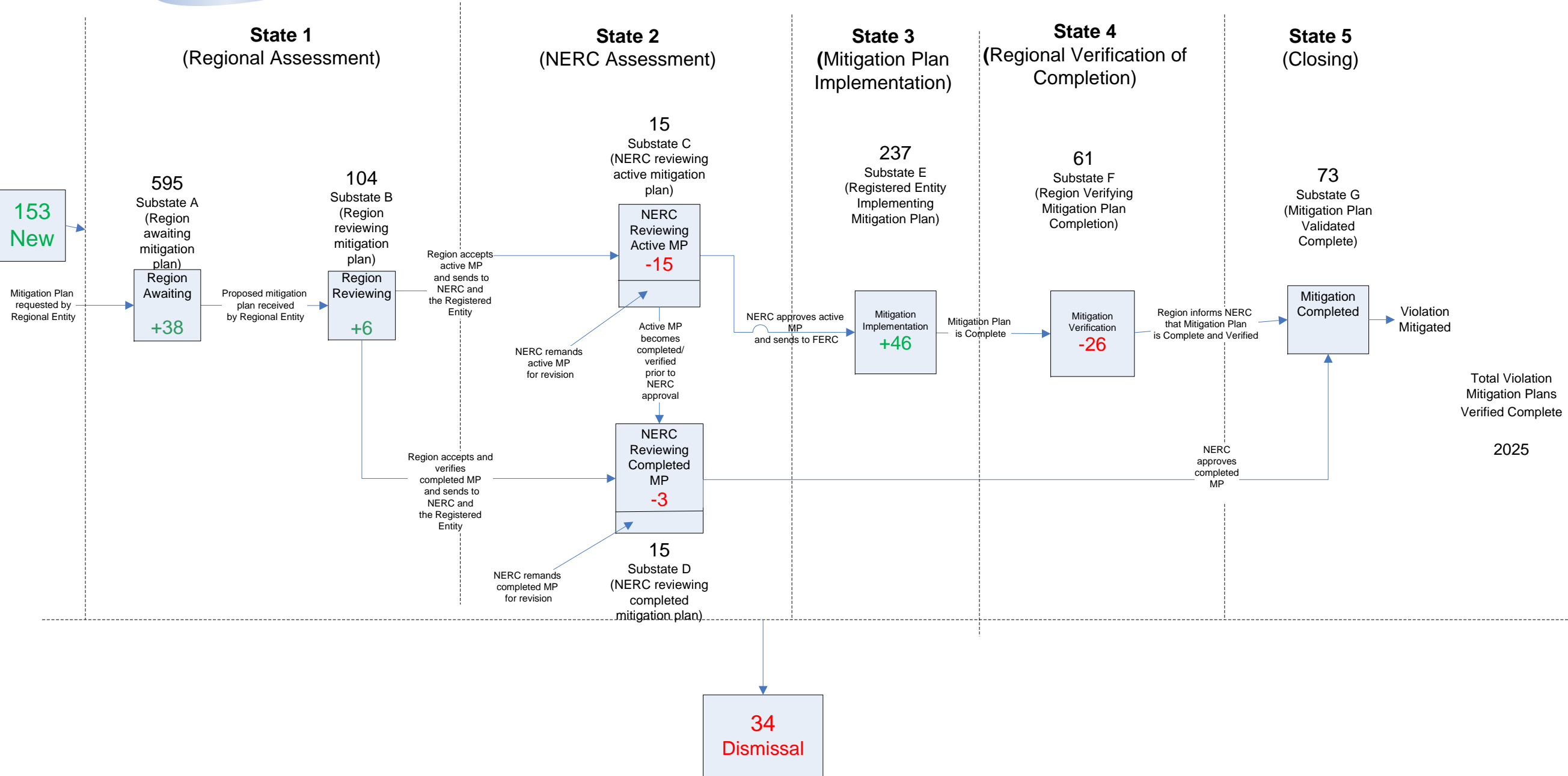


Analysis Complete: PRC-005, CIP-004, FAC-008, FAC-009

Numbers in Parenthesis () Indicate Previous Months Ranking

Mitigation Process States and Underlying Process Substates

Snapshot comparison between March 1, 2010 and March 31, 2010



Mitigation Plans Process State Table — Active FERC Enforceable Alleged Violations

Below is a breakdown, as of March 31, 2010, of the Compliance Monitoring and Enforcement Program (CMEP) Mitigation Plan “state” summary for the 1100 active violations.

Region	State 1 (Regional Assessment)		State 2 (NERC Assessment)			State 3 (Mitigation Plan Implementation)	State 4 (Regional Verification of Completion)	State 5 (Closing)	Total
	Substate A	Substate B	Substate C		Substate D	Substate E	Substate F	Substate G	
	Region Awaiting	Region Reviewing	Accepted MP Not Received from Region	NERC Reviewing Active MP	NERC Reviewing Completed MP	Registered Entity Implementation	Regional Verification of MP Completion	Mitigation Plan Validated Complete	
FRCC	48	28	0	1	11	21	5	6	120
MRO	26	0	0	0	1	5	0	4	36
NPCC	31	0	0	0	0	15	2	1	49
RFC	91	0	0	8	0	36	11	0	146
SERC	174	31	0	3	0	20	15	2	245
SPP	115	0	0	3	0	37	4	20	179
TRE	10	1	0	0	0	9	0	2	22
WECC	43	40	0	0	3	94	24	38	242
NERC	57	4	0	0	0	0	0	0	61
TOTAL	595	104	0	15	15	237	61	73	1100
State Totals	699		30			237	61	73	

Definitions

Substate A = Region is still awaiting receipt of mitigation plan from Registered Entity.

Substate B = Region has received mitigation plan and is reviewing.

Substate C = NERC has received mitigation plan and is reviewing. Also includes any mitigation plans not yet received by NERC.

Substate D = Mitigation plan has been verified completed by the Region but is still awaiting approval by NERC.

Substate E = Mitigation plan has been approved by NERC, and sent to FERC, but has not been completed.

Substate F = Mitigation Plan has been completed per Registered Entity but is being verified by the Region.

Substate G = Mitigation plan has been verified completed by Region, has been approved by NERC, and sent to FERC.

- Includes Mitigation Plans received through 3/31/2010.
- Mitigation information reported at the violation level.